


ANA2025

150th ANNUAL MEETING

FINAL PROGRAM

September 13–16, 2025 | Baltimore, MD



2025.myana.org
#ANA2025



Examine the latest safety and efficacy data supporting FcRn therapy • Engage directly with the experts through live Q&A and audience polling.

PRIME® Presents...

FcRn FRONTIERS:

TARGETED STRATEGIES IN GENERALIZED MYASTHENIA GRAVIS

Attend In-Person or Virtually

1.0
HOUR
CME/CE
CREDIT



James F Howard Jr, MD

Professor of Neurology, Medicine & Allied Health
Director, Myasthenia Gravis Clinical Trials
and Translational Research Program
The University of North Carolina at Chapel Hill
Chapel Hill, NC



Ali Habib, MD

Associate Professor
Director, Electromyography Laboratory
Department of Neurology
University of California, Irvine



Michael R Stinchon, Jr, RPh

Associate Director
Optum Rx
Government Programs- Formulary Strategy
and Trend Management
Avon, CT

SUNDAY, SEPTEMBER 14, 2025

BALTIMORE MARRIOTT WATERFRONT HOTEL



Registration & Dinner
Starts at 7:00 pm EST



Educational Session
Starts at 7:30 pm EST



Grand Ballrooms 5-6



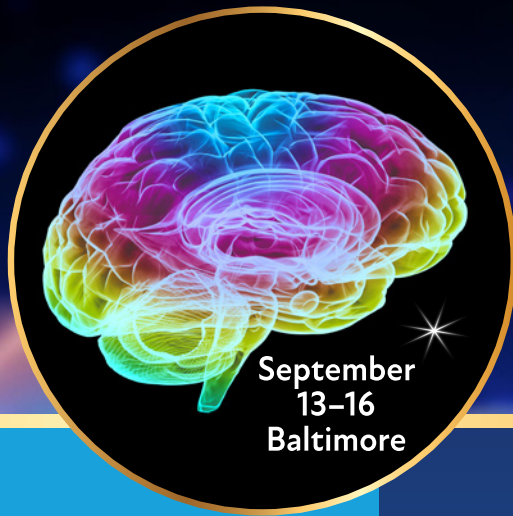
SCAN TO REGISTER
or visit livecme.org/MYASTHENIA

This session is not sponsored or programmed by the American Neurological Association (ANA). The faculty are presenting on behalf of, and are paid consultants for, Prime Education, LLC. There is continuing education credit for this session.

The ANA does not provide continuing medical education (CME) credits for Satellite Symposia and assumes no responsibility for credits offered by other organizations. Accredited providers are solely responsible for the content, quality, and scientific integrity of their Satellite Symposia.

PRIME®

This activity is provided by PRIME Education.
There is no fee to participate.
This activity is supported by an educational grant from Argenx US Inc.



ANA 2025

150

1875-2025

150th ANNUAL MEETING

Enjoy scientific symposia highlighting cutting-edge research in neurology, poster sessions with the latest emerging science, and professional development workshops to help academic neurologists and neuroscientists at all career levels connect and excel at ANA2025.

TABLE OF CONTENTS

Save the Date	4
Welcome	9
Schedule at a Glance	11
General Information	21
Program By Event	23
Saturday, September 13, 2025	23
Sunday, September 14, 2025	24
Monday, September 15, 2025	39
Tuesday, September 16, 2025	52
Satellite Symposia	62
ANA2025 Awardees	63
Sponsors	72
ANA2025 Abstract Reviewers	73
ANA2025 Board of Directors	76
ANA2025 Committees	77



ANA Highlights Gene Therapy

Bite Size Learning from the world of academic neurology and neuroscience.



Stephen G. Kaler, MD



Harry T. Orr, PhD



Claire Clelland,
PhD, MD, MPhil



Discover How Gene-Modifying Technologies in Neurogenetics Are Advancing Care for Rare Neurologic Diseases—From the Minds Shaping the Future of Neurology

Free for ANA members · \$49 for non-members
1.5 AMA PRA Category 1 Credits™ · Fully ACGME-accredited

SAVE THE DATE

ANA 151st Annual Meeting



October 17-20, 2026

Sheraton San Diego Hotel & Marina





The **American Neurological Association**


is the home of academic neurology, and we hope you will be part of our community.



The ANA
is offering **free**
membership

to students and individuals from low- and middle-income countries (LMICs).*

Learn more at <https://myana.org/membership/join-or-renew-your-ana-membership>.



ARE YOU LOOKING FOR DIRECTION AND CAREER GUIDANCE?

The ANA offers career development, educational programming, an online career center, mentorship, support, and leadership opportunities through committee and board service.

*Countries designated low- and middle-income by the World Bank.





CREATING HOPE THROUGH INNOVATION

TO LEARN MORE, PLEASE VISIT
US.EISAI.COM

At Eisai, everything we do is guided by a simple principle: patients and their families come first. We spend time with them. We listen and we learn about their lives, their desires and their greatest needs. *We call this human health care or hhc*, giving first thoughts to patients and their families and helping increase the benefits health care provides.

Our hhc mission is what drives us to discover innovative solutions and therapies that help address unmet needs within the communities that we seek to serve.

Eisai is proud to support the American Neurological Association.

hhc
human health care

CORP-US2790 ©2025 Eisai Inc. All rights reserved. August 2025

GET THE FREE APP

Download the event app
now to get the most from
your experience!

GET THE ANA
APP HERE ▼



Visit us at

axsome booth #103

to learn more about our acute migraine treatment that is **NOW AVAILABLE!**

The American Neurological Association (ANA) does not endorse the product(s) and/or service(s) advertised or for the company that advertises, manufactures, distributes, or promotes the products and services.

AXSOME AND ITS LOGOS ARE TRADEMARKS OR REGISTERED TRADEMARKS OF AXSOME THERAPEUTICS, INC. OR ITS AFFILIATES. © 2025 AXSOME THERAPEUTICS, INC. ALL RIGHTS RESERVED. ONE WORLD TRADE CENTER, NEW YORK, NY 10007. PP-MIG-US-2500042 07/2025

axsome

EDUCATIONAL PROGRAMMING AVAILABLE ALL YEAR!

Brought to you by the ANA Education Innovation Committee
Michelle Johansen, MD, PhD, Chair



AVAILABLE PROGRAMS

ANA Highlights: The Placebo Effect
ANA Highlights: Neurogenetics
ANA Highlights: Gene Therapy
ANA Highlights: Statistical Snapshots



SEASON 7 LAUNCHES IN NOVEMBER!

Subscribe on Apple or Spotify to get instant access to new and past episodes.

Online CME | Earn ABPN SA credit too!

ANA2025 ✨ 150th ANNUAL MEETING





A Mayoral Salute

*On behalf of the people of Baltimore,
I am pleased to salute*

The American Neurological Association

*in recognition of your 150th Annual Meeting at the
Baltimore Waterfront Marriott. This gathering of brilliant
faculty and trainees from the top academic departments will foster
collaboration through the sharing of cutting edge research,
networking, and career development programming while ensuring
the treatment and eventual eradication of neurological diseases.*

*On behalf of the people of Baltimore, I commend you for your
efforts to create a healthier, more informed and collaborative environment
and offer best wishes for an impactful event!*

September 13, 2025

Brandon M. Scott

Mayor

DEAR COLLEAGUES,

On behalf of the Annual Meeting Planning and Local Arrangements Committees, the Board of Directors, and ANA President Dr. Elizabeth Ross, it is our distinct honor to welcome you to the 150th Annual Meeting of the American Neurological Association.

This milestone gathering of academic neurologists and neuroscientists arrives at a time when academic neurology and the scientific enterprise face increasingly complex challenges—from constraints on scientific ambition to erosion of public trust in science. But just as the brain demonstrates a remarkable capacity to adapt and regenerate in the face of injury, so too does our community rise with resilience, resolve, and renewed purpose.

Healing and transformation are possible even in the face of adversity; thus, we remain committed to fostering discovery, advancing knowledge, and defending the essential role of rigorous, evidence-based academic neurology and neuroscience in society. Our intellectual ambition is undiminished.

The plenary sessions we have selected for this meeting reflect our commitment to advancing neuroscience while approaching the complexity of neurological diseases from diverse and complementary scientific perspectives. Several sessions explore the evolving intersection of genetics, technology, and clinical practice. A session on polygenic risk scores will examine how genomic data and AI are converging to predict disease vulnerability and guide precision medicine, followed by one focused on solving diagnostic mysteries through deep phenotyping and omics-based approaches. The promising neuroprotective role of GLP-1 receptor agonists in neurodegenerative diseases is highlighted in another plenary. In contrast, the session on neurodevelopmental disorders emphasizes the urgent need for care models that adapt across the lifespan, underscoring the social and structural dimensions of neuroscience. The NINDS 75th Anniversary session will celebrate decades of fundamental discoveries while spotlighting emerging scientific voices and patient experience. Across sessions, common threads include translational potential, data-driven innovation, and a growing emphasis on tailoring care to the individual—whether through molecular tools, systems-level thinking, or collaborative care models.

Our program includes dynamic interactive lunch workshops, special interest group sessions, satellite symposia, professional development events, and the ANA's celebrated poster session. Each is designed to support your growth, strengthen connections, and foster the kind of interdisciplinary collaboration the future of our field depends on.

I warmly invite you to take full advantage of all that this meeting—and this moment—has to offer.

We thank you for being part of this resilient, visionary community, and for continuing to lead with both scientific ambition and principled vision.

Warmest regards,



ALLISON W. WILLIS, MD, MS, FANA

Professor, Neurology and Epidemiology
University of Pennsylvania
Chair, AMP, American Neurological Association
Annual Meeting Programming Committee



ALLISON W. WILLIS
MD, MS, FANA



**Find your future.
Find your team.**

Sutter Health is one of the nation's leading community-based, not-for-profit health care networks, comprising hospitals, physician organizations, and other health care services. Our award-winning facilities are located throughout California, from the Pacific Coast to the Sierra Foothills, serving more than 100 communities statewide.

What we offer:

- Competitive compensation.
- Award-winning benefits package.
- An idyllic California location.
- A physician-led philosophy.
- Community-focused healthcare.
- Innovation and connectedness.

To apply, scan the QR code or visit:
jobs.sutterhealthclinicians.org



THANK YOU SPONSORS!

PLATINUM SPONSOR:



GOLD SPONSOR:



SILVER SPONSOR:



SPONSORS:



PROGRAM KEY

ANA-NINDS CAREER DEVELOPMENT SYMPOSIUM

LOCATION: Grand Ballrooms 7 - 8 (Third Floor Level)

CLINICAL TRIALS COURSE PROGRAM

LOCATION: Waterview Ballroom – (Lobby Ground Level)

SATELLITE SYMPOSIA

The ANA values the participation of our corporate partners and is supportive of the role that members of this community continue to play in our efforts to provide neurologists and neuroscientists with quality educational programs. These symposia are not part of the ANA official educational program, and the sessions and content are not endorsed by ANA.

JEC Courses marked with “JEC” are recommended for Junior and Early Career attendees.

***** Sessions marked with an asterisk (*) award *AMA PRA Category I Credit(s)*™ through the ANA.

Note: The Annual Meeting offers CME to eligible participants. Complete CME information, including a breakdown of the credits offered for each session and the instructions for claiming credit, is available online at <https://2025.myana.org/program/continuing-medical-education/>

The American Neurological Association is accredited by the Accreditation Council for Continuing Medical Education (ACCME) to provide continuing medical education for physicians.

Schedule Subject to Change:

The event’s operating hours, schedules, and speakers are subject to change or cancellation without notice. Refunds will be not issued for failure to attend a live session.

FRIDAY, SEPTEMBER 12, 2025	
2:00 PM - 9:00 PM	2025 ANA-NINDS CAREER DEVELOPMENT SYMPOSIUM (ANA-NINDS) * (INVITATION ONLY) Grand Ballrooms 7 - 8 (Third Floor Level) LINK TO FULL AGENDA https://2025.myana.org/ana-ninds-career-development-symposium
SATURDAY, SEPTEMBER 13, 2025	
7:00 AM - 5:45 PM	ANA-NINDS PROGRAM INFORMATION * (INVITATION ONLY) Students: Chasseur (Third Floor Level) Residents: Atlantic (Third Floor Level) LINK TO FULL AGENDA https://2025.myana.org/ana-ninds-career-development-symposium
8:00 AM - 3:15 PM	CLINICAL TRIALS COURSE PROGRAM * (PRE-REGISTRATION REQUIRED) Waterview Ballroom – (Lobby Ground Level) LINK TO FULL AGENDA https://2025.myana.org/wp-content/uploads/sites/3/2025/08/ANA-Clinical-Trials-Course-Program.pdf
11:00 AM - 5:15 PM	ANA FUTURES PROGRAM MEETING (INVITATION ONLY) Students: Chasseur (Third Floor Level) Residents: Atlantic (Third Floor Level)
2:00 PM - 7:00 PM	ANA2025 REGISTRATION Harborside Registration Kiosk (Fourth Floor Level)
5:00 PM - 5:45 PM	OPENING RECEPTION Grand Ballroom Foyer (Third Floor Level) Co-Sponsored by AUPN

[ONLINE SCHEDULE HERE](#)

SATURDAY, SEPTEMBER 13, 2025	
5:45 PM - 7:15 PM	<p>OPENING SYMPOSIUM Advancing Neuroscience Discovery and Treatments Together: Past, Present, and Future * Grand Ballrooms 5 - 6 (Third Floor Level)</p> <ul style="list-style-type: none"> How NINDS Shaped My Career in Neurological Disease Research Accelerating the Pace of Therapeutic Development for Neurodegenerative Diseases MyTrial for Neurodegeneration: Three Vignettes Illustrate a New Era for Precision Neuroscience Advancing Stroke Care through Clinical Research: A Story of Innovation and Teamwork <p>Award Presentation:</p> <ul style="list-style-type: none"> ANA Award for Excellence in the category of Clinical and Scientific Excellence – Novel Scientific Career Based Contributions >15 Years
7:30 PM - 8:30 PM	<p>GLOBAL NEUROLOGY & IDEAS* NETWORKING RECEPTION (INVITATION ONLY) Grand Ballrooms 3 - 4 (Third Floor Level)</p>
7:30 PM - 9:00 PM	<p>JUNIOR & EARLY CAREER RECEPTION RECEPTION (INVITATION ONLY) <i>JEC</i> Waterview Ballroom (Lower Lobby Level)</p>
SUNDAY, SEPTEMBER 14, 2025	
7:00 AM - 6:00 PM	<p>ANA2025 REGISTRATION Harborside Registration Kiosk (Fourth Floor Level)</p>
7:00 AM - 7:30 AM	<p>STUDENT AND TRAINEE BREAKFAST WITH ANA BOARD OF DIRECTORS (INVITATION ONLY) Grand Ballrooms 1 - 2 (Third Floor Level)</p>
7:00 AM - 9:00 AM	<p>GRAB-and-GO BREAKFAST Harborside Foyer (Fourth Floor Level)</p>

[ONLINE SCHEDULE HERE](#)

7:30 AM - 9:00 AM	<p>PROFESSIONAL DEVELOPMENT WORKSHOP Early to Mid-Career Level View from the NINDS, NICHD, and VA * Grand Ballrooms 3 - 4 (Third Floor Level)</p> <ul style="list-style-type: none"> View from the NINDS NICHD Funding Opportunities and Application Procedures Career Development Opportunities at the VA
7:30 AM - 9:00 AM	<p>How to Publish Your Medical Education Research and Innovations * Grand Ballrooms 7 - 8 (Third Floor Level)</p> <ul style="list-style-type: none"> Designing a Medical Education Research Project An Introduction to Qualitative Research in Medical Education How to Publish Your Medical Education Research and Innovations
7:30 AM - 9:00 AM	<p>AUPN PROFESSIONAL DEVELOPMENT WORKSHOP The Balancing Act: Navigating Dual Career Households * Laurel A - B (Fourth Floor Level)</p> <ul style="list-style-type: none"> My Personal Experiences Navigating Dual Careers The Two Physician Household; How to Balance the Unbalanced Equation Yours, Mine and Ours: Goal Setting in Dual Career Households The Dual Neurologist Household: Challenges and Strategies
9:00 AM - 9:30 AM	BREAK
9:30 AM - 9:35 AM	<p>ANA2025 Welcome and Opening Remarks Grand Ballrooms 5-6 (Third Floor Level)</p>
9:30 AM - 11:30 AM	<p>PLENARY Advancing Science and Care Models for Lifespan Transitions in Neurodevelopmental Disorders * Grand Ballrooms 5 - 6 (Third Floor Level)</p> <ul style="list-style-type: none"> Down Syndrome Across the Lifespan: Moving from Hugs to Drugs Adult Life, Aging and Targeted Treatment in Fragile X Syndrome Care Models for Transition and Beyond <p>Emerging Scholars Presentations:</p> <ul style="list-style-type: none"> Assessing Healthcare Utilization and Social Drivers of Health in Young Stroke Patients of Maryland Multiview Transformer for Brain Age Prediction

* Innovation/Development/Engagement/Access to Science

SUNDAY, SEPTEMBER 14, 2025	
11:30 AM - 12:45 PM	GRAB-and-GO LUNCH Harborside Foyer (Fourth Floor Level)
11:45 AM - 12:15 PM	RESTORATIVE MUSIC SESSION Waterview Ballroom (Lobby Ground Level)
11:45 AM - 12:45 PM	INTERACTIVE LUNCH WORKSHOPS Global Neurology Initiative: Action Plan Update * Grand Ballrooms 7 - 8 (Third Floor Level) <ul style="list-style-type: none"> Accelerating the Incorporation of Stroke Thrombolysis into Routine Stroke Care Using an Implementation Research Logic Model (IRLM)-Based Strategy: The Implementation phase of the ACTIVATE Study Global Neurology Initiative: Action Plan Update (Nigeria) Knowledge of Alarm Signs of Stroke Among Caretakers of Stroke Patients and First Contact Healthcare Providers at Two Tertiary Referral Hospitals in Uganda Extending the Reach and Making A Footprint for Specialist Neurological Care for Underserved Populations in Southern Province, Zambia-1 Year Update Clinical Logic * JEC Laurel A - B (Fourth Floor Level) <ul style="list-style-type: none"> All is Not What It Seems - An Exercise in Clinical Logic Clinical Logic: Case Presentation Recurrent CVT? Pediatric Neurology Research Update: Epidemiology, Mechanisms and Management of SUDEP * Grand Ballrooms 3 - 4 (Third Floor Level) <ul style="list-style-type: none"> SUDEP Communication Definition and Epidemiology of Sudden Unexpected Death in Epilepsy (SUDEP) in Children SUDEP in the Context of SIDS (Sudden Infant Death Syndrome) and SUDC (Sudden Unexplained Death in Childhood) Beyond Movement Disorders: Brain Stimulation for the Treatment of Neuropsychiatric Conditions * Laurel C - D (Fourth Floor Level) <ul style="list-style-type: none"> Personalized Circuit-targeted Deep Brain Stimulation for Psychiatric Disorders Deep Brain Stimulation for Chronic Pain Low-Intensity Focused Ultrasound for Neuropsychiatric Disorders
11:45 AM - 12:45 PM	Advancing Neuropathic Pain Research: Novel Technologies and the Path to Precision Medicine * Dover A - C (Third Floor Level) <ul style="list-style-type: none"> Unraveling Skin-Nerve Communication in Peripheral Neuropathic Pain Through Innovative Omics Approaches Decoding Neural Mechanisms and Therapeutic Strategies for Sensory, Affective, and Cognitive Aspects of Neuropathic Pain Single-soma Deep RNA Sequencing in Human Dorsal Root and Trigeminal Ganglion Neurons Clinical Approach to Functional Neurological Disorder in 2025 * Essex A - C (Fourth Floor Level) <ul style="list-style-type: none"> FND Clinical Vignette: Setting the Stage Psychologists' Role & Evidence Based Behavioral Health Interventions in FND The Neurologist's Role in FND
11:45 AM - 12:45 PM	ADDITIONAL LUNCH WORKSHOP Women of the ANA - Conquering New Frontiers: Overcoming Challenges and Stepping Up to Promote Personal and Professional Growth * Grand Ballrooms 1 - 2 (Third Floor Level) <ul style="list-style-type: none"> World View: Career Advancement from a Local to a Global Platform Overcoming Underrepresentation in Leadership Roles and Research Funding ABPN: Continuing Certification Update * Kent A - C (Fourth Floor Level) <ul style="list-style-type: none"> ABPN: Continuing Certification Update
12:00 PM - 7:00 PM	POSTER VIEWING Harborside Foyer (Fourth Floor Level)
1:00 PM - 3:00 PM	PLENARY PRESIDENTIAL SYMPOSIUM Decoding Neurological Risk: Transforming Care with Polygenic Risk Scores * Grand Ballrooms 5 - 6 (Third Floor Level) <ul style="list-style-type: none"> Current and Future Applications of Polygenic Risk Scores in Human Health Using Polygenic Risk Scores to Identify Therapies for ALS Deep PRS: Strategy for Combining PRS and Clinical Data for Individual Neurological Care AI Sequence Models and Multi-omic Analysis for Decoding Neurological Risk
3:00 PM - 3:30 PM	REFRESHMENT BREAK Harborside Foyer (Fourth Floor Level)

SUNDAY, SEPTEMBER 14, 2025	
3:30 PM - 5:00 PM	<p>SATELLITE SYMPOSIUM</p> <p>Targeted Therapy for Hereditary Transthyretin Amyloidosis Polyneuropathy (ATTRv-PN)</p> <p><i>PROVIDED BY: PVI, PEERVIEW INSTITUTE FOR MEDICAL EDUCATION</i></p> <p>Grand Ballrooms 9-10 (Third Floor Level)</p> <p>The MEKtrix: Decoding the Real-World Impact of Therapeutic Advances in Neurofibromatosis Type 1-Associated Plexiform Neurofibroma Management Across Pediatric and Adult Populations</p> <p><i>Provided By: CE Concepts Healthcare Education</i></p> <p>Essex A - C (Fourth Floor Level)</p> <p>LEQEMBI® in Early Alzheimer's Disease (AD): MCI Due to AD or Mild AD Dementia</p> <p><i>Provided By: Eisai, Inc., an ANA2025 Gold Sponsor</i></p> <p>Dover A - C (Third Floor Level)</p>
3:30 PM - 5:00 PM	<p>CROSS-CUTTING SPECIAL INTEREST GROUP (SIG)</p> <p>ANA-SEQUINS Health Services and Health Opportunities - Innovative Pathways in Neurologic Care: Shaping the Future of Treatment *</p> <p>Laurel A - B (Fourth Floor Level)</p> <ul style="list-style-type: none"> Innovative Strategies for Neurologic Care Integrating Team Science and Technology to Optimize Health Behaviors after Stroke Cost and Cost-Effectiveness Analysis in Neurology <p>Selected Abstract Presentations:</p> <ul style="list-style-type: none"> Access to Expert Pregnancy Care for Women with Epilepsy Risk Factors of Neurocognitive Disorders and Dementia in Older People in Rural Districts of Eastern Uganda
3:30 PM - 5:00 PM	<p>CROSS-CUTTING SPECIAL INTEREST GROUP (SIG) (CONTINUED)</p> <p>Neurogenetics and Gene Therapy *</p> <p>Laurel C - D (Fourth Floor Level)</p> <ul style="list-style-type: none"> How to Tackle the "VUS" The X-Files: Decoding Chromosome X in Neurodegenerative Disease Genetic Therapies for Myotonic Dystrophy <p>Selected Abstract Presentation:</p> <ul style="list-style-type: none"> Exploring the Genomic Landscape of MECP2 Duplication Syndrome: Correlating Phenotypic Traits and Guiding Therapeutic Strategies <p>Neurorecovery and Neuroplasticity: Cognitive Function *</p> <p>Kent A - C (Fourth Floor Level)</p> <ul style="list-style-type: none"> Spatial Cognitive Neuroscience and Spatial Neglect Rehabilitation Wired for Words: Using Noninvasive Brain Stimulation To Explore the Language System and Enhance Aphasia Recovery Treatments of Aphasia Based on Individuals' Cognitive and Neural Mechanisms of Deficits <p>Selected Abstract Presentation:</p> <ul style="list-style-type: none"> Lemborexant, A Dual Orexin Receptor Antagonist, Reduces Infarct Volume, Restores Altered Sleep, and Improves Behavioral Deficits After Stroke <p>Neuroinflammation and Neuroinfection *</p> <p>Grand Ballrooms 1- 2 (Third Floor Level)</p> <ul style="list-style-type: none"> The Host Immune Response in TB Meningitis and Other CNS Infections Immune Modulation of Cryptococcal Inflammatory Syndromes Perplexing Paradoxical Reactions <p>Selected Abstract Presentations:</p> <ul style="list-style-type: none"> Compartmentalized Biomarker Correlations in HIV: Plasma-CSF Relationships Vary by BBB Permeability and Viral Suppression Unclassified Neural IgGs: Immune Profiling Algorithm to Characterize Autoimmune Synaptic Biomarkers

[ONLINE SCHEDULE HERE](#)

SUNDAY, SEPTEMBER 14, 2025	
3:30 PM - 5:00 PM	<p>CROSS-CUTTING SPECIAL INTEREST GROUP (SIG) (CONTINUED) Neurodegeneration and Cell Death *</p> <p>Grand Ballrooms 7 - 8 (Third Floor Level)</p> <ul style="list-style-type: none"> The Hidden Biology of Neuronal Lysosomes in Health and Disease Towards Precision Medicine for Neurodegenerative Diseases Serine Palmitoyltransferase (SPT)-related Neurodegenerative and Neurodevelopmental Disorders <p>Selected Abstract Presentations:</p> <ul style="list-style-type: none"> Commander Complex Regulates Lysosomal Function and is Implicated in Parkinson's Disease Risk CRISPR-Based Screens to Uncover Chaperone Modifiers of Polyglutamine Protein Aggregation <p>Neurodevelopmental Disorders from Conception and Beyond *</p> <p>Grand Ballrooms 3 - 4 (Third Floor Level)</p> <ul style="list-style-type: none"> Modeling Placental Growth Factor Contributions to Neurodevelopmental Disorders Impact of Maternal Genetic Variants on their Children's Neurodevelopmental Outcomes After Fetal Antiepileptic Medication Exposure Harnessing the Power of Fetal MRI in Studying the Prenatal Origins of Neurodevelopmental Disorders <p>Selected Abstract Presentation:</p> <ul style="list-style-type: none"> Somatic Mutations in Focal Epilepsy Identified Through Re-Analysis of Epilepsy Consortium Exome Data
5:00 PM - 5:30 PM	<p>COFFEE BREAK Harborside Foyer (Fourth Floor Level)</p>
5:15 PM - 5:45 PM	<p>EDUCATION INNOVATION COMMITTEE CONNECTION Falkand (Fourth Floor Level)</p>
5:30 PM - 7:00 PM	<p>POSTER PRESENTATIONS AND RECEPTION Harborside Ballroom (Fourth Floor Level) <i>Poster presenters will be in attendance.</i></p>

7:00 PM - 8:30 PM	<p>NEW MEMBER MEET AND GREET WITH ANA LEADERS PAST, PRESENT, AND FUTURE (INVITATION ONLY) Waterview Ballroom (Lower Lobby Level)</p>
7:30 PM - 8:30 PM	<p>SATELLITE SYMPOSIUM Optimizing Evidence-Based Care in Generalized Myasthenia Gravis: Advances in FcRn Antagonist Therapy and Personalized Treatment Strategies PROVIDED BY: PRIME EDUCATION, LLC, AN ANA2025 PLATINUM SPONSOR Grand Ballrooms 5 - 6 (Third Floor Level)</p>
MONDAY, SEPTEMBER 15, 2025	
6:30 AM - 7:30 PM	<p>ANA2025 REGISTRATION Harborside Registration Kiosk (Fourth Floor Level)</p>
6:30 AM - 8:30 AM	<p>GRAB-and-GO BREAKFAST Harborside Foyer (Fourth Floor Level)</p>
7:00 AM - 8:30 AM	<p>EDITORIAL BOARD BREAKFAST (INVITATION ONLY) Grand Ballrooms 1 - 2 (Third Floor Level)</p>
7:00 AM - 8:30 AM	<p>PROFESSIONAL DEVELOPMENT WORKSHOP Early Career Level Promoting the Careers of International Medical Graduates * Grand Ballrooms 3 - 4 (Third Floor Level)</p> <ul style="list-style-type: none"> Promoting Neurology in the US: International Medical Graduates Immigrant Neurologists in the Physician-Scientist Pipeline Hiring and Promoting the Career Development of IMGs: A Chairs' Perspective Immigration Topics for Chairs 101
7:00 AM - 8:30 AM	<p>PROFESSIONAL DEVELOPMENT WORKSHOP Early to Mid-Career Level Communicating Your Science * JEC Grand Ballrooms 7 - 8 (Third Floor Level)</p> <ul style="list-style-type: none"> Communicating Your Science to Potential Donors and Philanthropists Writing for the Untrained Eye Communicating Your Science on Social Media

[ONLINE SCHEDULE HERE](#)

MONDAY, SEPTEMBER 15, 2025			
7:00 AM - 8:30 AM	<p>AUPN PROFESSIONAL DEVELOPMENT WORKSHOP</p> <p>Holistic Review of Residency Applicants *</p> <p>Laurel A - B (Fourth Floor Level)</p> <ul style="list-style-type: none"> Perks and Pitfalls of the Changing Residency Landscape Holistic Review of Residency Applicants 	10:50 AM - 11:45 AM	<p>EXECUTIVE SESSION OF MEMBERSHIP</p> <p>Grand Ballrooms 5 - 6 (Third Floor Level)</p>
8:30 AM - 8:45 AM	BREAK	11:45 AM - 12:45 PM	<p>GRAB-and-GO LUNCH</p> <p>Harborside Foyer (Fourth Floor Level)</p>
8:45 AM - 10:45 AM	<p>PLENARY</p> <p>Navigating Diagnostic Odysseys of Undiagnosed Diseases in Neurology: Emerging Paradigms Using Deep Phenotyping and Omics-based Approaches *</p> <p>Grand Ballrooms 5 - 6 (Third Floor Level)</p> <ul style="list-style-type: none"> Introduction to Undiagnosed Diseases, Current Challenges, and Translating Omics-based Tools to the Clinic Commonly Underdiagnosed and Misdiagnosed Neurometabolic Disorders, and a Window to Personalized Medicine Diagnoses and Precision Therapeutics in Developmental Epileptic Encephalopathies: SCN2A <p>Emerging Scholars Presentations:</p> <ul style="list-style-type: none"> A Novel Mechanism of Temperature-sensitive Seizures The Effect of Sigma-1 Receptor Agonism in Rat Model of Infantile Epileptic Spasm Syndrome <p>Award Presentations:</p> <ul style="list-style-type: none"> ANA Distinguished Neurology Teacher Award Award Recipient: ANA Award for Excellence: Clinical and Scientific Excellence -Novel Scientific Career Based Contributions <15 	12:00 PM - 12:30 PM	<p>RESTORATIVE MUSIC SESSION</p> <p>Grand Ballrooms 9-10 (Third Floor Level)</p>
		12:00 PM - 7:00 PM	<p>POSTER VIEWING</p> <p>Harborside Ballroom (Fourth Floor Level)</p>
		12:00 PM - 1:00 PM	<p>INTERACTIVE LUNCH WORKSHOPS</p> <p>Neurogenetics- From Bench to Bedside *</p> <p>Laurel C - D (Fourth Floor Level)</p> <ul style="list-style-type: none"> Clinical Adult Neurogenetics from Bedside to Basics Complex Genetics: From Discovery to Clinical Applications Overview of Gene Therapy Interventions for Neurological Diseases <p>Neurologic Disease Biomarkers - When Are They Ready for Routine Clinical Use? *</p> <p>Essex A - C (Fourth Floor Level)</p> <ul style="list-style-type: none"> Diagnostic Development for Traumatic Brain Injuries to Change Clinical Care Alpha-synuclein Skin and CSF Biomarkers in Clinical Care Biomarkers in Neuro-Oncology <p>Geographic Disparities in Neurology: Final Frontiers *</p> <p>Grand Ballrooms 3- 4 (Third Floor Level)</p> <ul style="list-style-type: none"> Geographic Barriers to Neurological Care Geographic Perspectives on Healthcare Utilization and Quality Digital, Technological, and Other Strategies to Overcome Geographic Barriers for Neurologic Patients

[ONLINE SCHEDULE HERE](#)

MONDAY, SEPTEMBER 15, 2025	
12:00 PM - 1:00 PM	<p>INTERACTIVE LUNCH WORKSHOPS (CONTINUED)</p> <p>Sports Neurology/Neurorecovery in the Setting of TBI and Concussion *</p> <p>Kent A - C (Fourth Floor Level)</p> <ul style="list-style-type: none"> Not Just Little Adults: Recovery and Persisting Symptoms after Pediatric Concussion Maximizing Athletic Performance and Safety Through Sleep Optimization Opportunities for Intervention with Concussion and Long-Term Function <p>Neurovascular Interactions: Mechanisms, Imaging, Therapeutics</p> <p>Dover A - C (Third Floor Level)</p> <ul style="list-style-type: none"> The Immunology of Stroke and Dementia: Relevance to Abeta Immunotherapy Blood Drivers of Neurodegeneration: From Mechanisms to Clinical Trials Emerging Vascular Biomarkers for Alzheimer's Disease and Related Dementias <p>Decision-Making Impairments in Patients with Neurological Disease: Underlying Brain Mechanisms and Treatment Considerations *</p> <p>Grand Ballrooms 7 - 8 (Third Floor Level)</p> <ul style="list-style-type: none"> Decision Making Under Uncertainty in Neurological Conditions Mechanisms Underlying Open-Ended Decisions, and Their Disruption in Neurodegenerative Disease Frameworks for Decision-Making when Decision-Making is the Problem
12:00 PM - 1:00 PM	<p>ADDITIONAL LUNCH WORKSHOP</p> <p>Meet the Editors Luncheon (INVITATION ONLY) * JEC</p> <p>Grand Ballrooms 1 - 2 (Third Floor Level)</p> <p>AUPN Meet the Chairs: Navigating the Maze: Neurology in a Complex Healthcare System * JEC</p> <p>Laurel A - B (Fourth Floor Level)</p> <p>Panelists:</p> <ul style="list-style-type: none"> Barbara Vickrey, MD, MPH, FANA Steven Galetta, MD, FANA Merit Cudkowicz, MD, MSc, FANA

1:00 PM - 1:15 PM	BREAK
1:15 PM - 3:30 PM	<p>PLENARY</p> <p>Derek Denny-Brown Young Neurological Scholar Symposium *</p> <p>Grand Ballrooms 5 - 6 (Third Floor Level)</p> <p>ANA Rising Star Award:</p> <ul style="list-style-type: none"> β-Amyloid Induces Microglial Expression of GPC4 and APOE Leading to Increased Neuronal Tau Pathology and Toxicity <p>Derek Denny-Brown Young Neurological Scholar Award: Physician-Scientist - Basic Science:</p> <ul style="list-style-type: none"> Epilepsy Neurogenetics: From Mechanisms Towards Targeted Therapy <p>ANA Derek Denny-Brown Young Neurological Scholar Award - Clinical:</p> <ul style="list-style-type: none"> From Discovery to Diagnosis: A Translational Journey in Autoimmune Neurology <p>ANA Derek Denny-Brown Young Neurological Scholar Award - Neuroscientist:</p> <ul style="list-style-type: none"> Using Genetic Risk Scores to Guide Disease Outcomes in Multiple Sclerosis: A Genomics Approach in the Context of Cardiometabolic Comorbidity in MS <p>The Grass Foundation— ANA Award in Neuroscience:</p> <ul style="list-style-type: none"> Unexpected Allies: How MS May Inform Alzheimer's Prevention <p>Audrey S. Penn Lectureship Award:</p> <ul style="list-style-type: none"> The Impact of Social Determinants on Brain Health for All <p>Wolfe Research Prize for Identifying New Causes or Novel Treatment of Neuropathy and Related Disorders:</p> <ul style="list-style-type: none"> Programmed Axon Death and Human Disease <p>ANA-Persyst IDEAS Professional Development Award</p>
3:15 PM - 3:45 PM	REFRESHMENT BREAK Harborside Foyer (Fourth Floor Level)

[ONLINE SCHEDULE HERE](#)

MONDAY, SEPTEMBER 15, 2025	
3:45 PM - 5:15 PM	<p>TRADITIONAL SPECIAL INTEREST GROUP (SIG)</p> <p>Cerebrovascular Disease *</p> <p>Grand Ballrooms 3 - 4 (Third Floor Level)</p> <ul style="list-style-type: none"> Management of Symptomatic Carotid Artery Stenosis: From Dogma to Data Genetic and Environmental Risk Factors for Intracerebral Hemorrhage GLP 1 Agonists - A Promising Drug in Stroke Prevention <p>Selected Abstract Presentations:</p> <ul style="list-style-type: none"> Acute Stroke Reperfusion Therapies for Down Syndrome Patients: Nationwide Utilization Rates and Hospitalization Outcomes Neuregulin 1 as a Predictor of Severity and Outcome among Patients with Acute Intracerebral Hemorrhage in a Ghanaian Hospital Intravenous Thrombolysis in Minor Acute Ischemic Stroke: A Comprehensive Meta-Analysis of Randomized Controlled Trials <p>What's New in Neuro-ophthalmology and Neurovestibular Disease *</p> <p>Kent A - C (Fourth Floor Level)</p> <ul style="list-style-type: none"> Artificial Intelligence-Based Ocular Motor Biomarkers of Neurologic Disease Generative AI in Evaluation of Central Vision Loss in Children Optic Nerve and OCT in the Diagnosis of MS <p>Selected Abstract Presentations:</p> <ul style="list-style-type: none"> Age Related Changes Impair Neutrophil Plasticity and Regeneration after Optic Nerve Trauma The Vestibular Patient Journey: Insights from Vestibular Disorders Association (Ve-DA) Patient Registry <p>Headache & Pain *</p> <p>Laurel A - B (Fourth Floor Level)</p> <ul style="list-style-type: none"> Neuromodulation Targets for Headache Disorders Sleep and Pain: Breaking the Vicious Cycle Updates in Pediatric Headache Integrative Approach Managing Women's Migraine From Pediatric to Adult Headache Management From Pediatric to Adult Headache Management
	<p>TRADITIONAL SPECIAL INTEREST GROUP (SIG) (CONTINUED)</p> <p>Movement Disorders *</p> <p>Grand Ballrooms 7 - 8 (Third Floor Level)</p> <ul style="list-style-type: none"> Chronic Striatal Cholinergic Interneuron Excitation Causes Cerebral Palsy-Related Dystonic Behavior in Mice Troriluzole in Focus: Transforming the Landscape of SCA Therapy Adaptive Deep Brain Stimulation in Parkinson's Disease <p>Selected Abstract Presentations:</p> <ul style="list-style-type: none"> Long-term Sustained Improvement of Neurological Symptoms in Wilson Disease Patients on Tiomolybdate Choline Cortical Interneuron Imbalance in Huntington's Disease: Implications for Therapeutic Strategies to Correct Developmental Critical Period and Circuit Disruptions <p>Neuro-oncology: Immunotherapy for Glioblastoma *</p> <p>Laurel C - D (Fourth Floor Level)</p> <ul style="list-style-type: none"> Revisiting Immune Checkpoints in Medulloblastoma Reprogramming the Glioblastoma Microenvironment: From Immune Suppression to Immune Activation STING: A Pathway Forward for Immunotherapy in Gliomas <p>Selected Abstract Presentation:</p> <ul style="list-style-type: none"> Diagnostic Considerations for Neurolymphomatosis: A Natural History Analysis
	<p>Sleep Disorders and Circadian Rhythms *</p> <p>Grand Ballrooms 1 - 2 (Third Floor Level)</p> <ul style="list-style-type: none"> Observations from the North American Prodromal Synucleinopathy (NAPS) Consortium Sleep and Timing in Seizures, Epilepsy, and SUDEP Circadian Medicine <p>Selected Abstract Presentations:</p> <ul style="list-style-type: none"> Workplace Stress and Light Exposure as Predictors of Clinically Significant Insomnia in Hispanic University Employees Artificial Intelligence(AI) in Sleep Medicine: Exploring the Diagnostic Accuracy of LLMs
5:15 PM - 5:30 PM	BREAK

[ONLINE SCHEDULE HERE](#)

MONDAY, SEPTEMBER 15, 2025	
5:30 PM - 7:00 PM	POSTER PRESENTATIONS AND RECEPTION Harborside Ballroom (Fourth Floor Level) <i>Poster presenters will be in attendance.</i>
7:15 PM - 9:30 PM	PRESIDENT'S RECEPTION National Aquarium (Within Walking Distance) Link to National Aquarium
TUESDAY, SEPTEMBER 16, 2025	
6:30 AM - 11:00 AM	ANA2025 REGISTRATION Harborside Registration Kiosk (Fourth Floor Level)
6:30 AM - 8:30 AM	GRAB-and-GO BREAKFAST Harborside Foyer (Fourth Floor Level)
7:00 AM - 8:30 AM	PROFESSIONAL DEVELOPMENT WORKSHOP Early to Mid-Career Level Emerging Tools and Technologies to Enhance Your Research and Clinical Care * Kent A - C (Fourth Floor Level) <ul style="list-style-type: none"> Panelist Landing the Career Track You Want * Essex A - C (Fourth Floor Level) <ul style="list-style-type: none"> Strategies for a Successful and Fulfilling Career as an Investigator in Clinical Neuroscience Building a Career in Neurology Education No Shame in Caring for Patients: Landing the Career Track You Want
7:00 AM - 8:30 AM	AUPN PROFESSIONAL DEVELOPMENT WORKSHOP Fostering and Advancing Early Career Physician Scientists * Laurel A - B (Fourth Floor Level) <ul style="list-style-type: none"> Essential Ingredients for Mentoring and Promotion: Supporting Everyone's Unique Story Fostering & Advancing Early Career Physician Scientists How to Navigate Transition to Setting up a Laboratory: Mind the Gap
8:30 AM - 8:45 AM	BREAK

8:45 AM - 10:45 AM	PLENARY Glucagon-like Peptide-1 (GLP-1) Receptor Agonists - The Ultimate (Antiangiogenic) Gateway Drug? * Grand Ballrooms 5 - 6 (Third Floor Level) <ul style="list-style-type: none"> Real World Evidence on GLP-1 Receptor Agonists: Insights into Alzheimer's Disease and Related Dementias (ADRD) and Beyond Structure, Development, and Plasticity of the Central GLP1 System Understanding GLP-1 Pharmacotherapy as a Treatment of Not Only Metabolic Disease, but Also CNS Diseases GLP-1 and Neurodegenerative Disorders Emerging Scholars Presentation: <ul style="list-style-type: none"> GLP-1/GLP-1R-mediated Glycolytic Reprogramming Drives Area Postrema Neuronal Hyperactivity in Neuromyelitis Optica Spectrum Disorder Award Presentation: <ul style="list-style-type: none"> ANA Award for Excellence in the category of Clinical and Scientific Excellence – Novel Scientific Career Based Contributions <15 Years
10:45 AM - 12:30 PM	GRAB-and-GO LUNCH Harborside Foyer (Fourth Floor Level)
11:00 AM - 12:30 PM	TRADITIONAL SPECIAL INTEREST GROUP (SIG) Sleep and Circadian Biology Implications in Traumatic Brain Injury and Neurocritical Care * Kent A - C (Fourth Floor Level) <ul style="list-style-type: none"> Sleep and Traumatic Brain Injury in Children Sleep and Circadian Rhythms in Critical Care: Implications for Patient Recovery and Outcomes Selected Abstract Presentations: <ul style="list-style-type: none"> Phospholipid Biomarkers as Predictors of Outcome after Aneurysmal Subarachnoid Hemorrhage Predictive Value of Area Deprivation Index (ADI) in Functional Outcomes Post-Traumatic Brain Injury

[ONLINE SCHEDULE HERE](#)

TUESDAY, SEPTEMBER 16, 2025

11:00 AM - 12:30 PM	<p>TRADITIONAL SPECIAL INTEREST GROUP (SIG) (CONTINUED)</p> <p>Autoimmune Neurology & MS *</p> <p>Grand Ballrooms 7 - 8 (Third Floor Level)</p> <ul style="list-style-type: none"> Fluid-based Biomarkers in MS and Antibody-Associated Demyelinating Diseases Novel Techniques in Antibody Discovery Access to Aquaporin-4 and Myelin Oligodendrocyte Glycoprotein Antibody Testing - Global Data and Case Examples <p>Selected Abstract Presentations:</p> <ul style="list-style-type: none"> Presence of Movement Disorders in Adults with Encephalitis Comprehensive Serum Proteomic Profiling in Multiple Sclerosis: Uncovering Biomarkers Linked to Clinical, Imaging, and Patient-Reported Outcomes <p>Treatment of Inherited Neuromuscular Disorders: Lessons Learned from Ongoing Trials *</p> <p>Dover A - C (Third Floor Level)</p> <ul style="list-style-type: none"> Update on Recent Clinical Trials and Lessons Learned in Myasthenia Gravis Recent Advances in Muscle Disorder Therapeutics (FSHD, LGMD, Myotonic and Becker) <p>Selected Abstract Presentations:</p> <ul style="list-style-type: none"> ALEETO, Protein Complex Derived from Stimulated Stem Cells, A Novel Neural Repair Reagent from Bench to Clinic GLP-1-related Antihyperglycemic Medication use is Associated with Shorter Survival in Patients with Amyotrophic Lateral Sclerosis and Diabetes Mellitus <p>Behavioral Neurology and Dementia: Therapeutic Advances in Neurodegenerative Diseases *</p> <p>Grand Ballrooms 3 - 4 (Third Floor Level)</p> <ul style="list-style-type: none"> Advances in Tau Therapeutics Real-World Clinical Experience with Anti-Amyloid Therapy Advances in the Treatment of Lewy Body Disease <p>Selected Abstract Presentation:</p> <ul style="list-style-type: none"> Interim Results of a Randomized, Blinded Placebo-Controlled Trial of Shunting for Idiopathic NPH
---------------------	--

[ONLINE SCHEDULE HERE](#)

11:00 AM - 12:30 PM	<p>TRADITIONAL SPECIAL INTEREST GROUP (SIG) (CONTINUED)</p> <p>ANA-SEQUINS Global Neurology-Expanding Access to Neurological Care: Global Perspectives from Critical Care to Outpatient Services</p> <p>Laurel A - B (Fourth Floor Level)</p> <ul style="list-style-type: none"> Neurocritical Care in Resource-Limited Settings Neurological Care Delivery in Contexts of War and Displacement: A Global Perspective Outpatient Neurological Care in Resource-Limited Settings: Challenges and Opportunities <p>Selected Abstract Presentations:</p> <ul style="list-style-type: none"> Lifelong Health Trajectories: The Enduring Impact of Pediatric Neurological Disorders and SDoH on Adult Neurological and Non-Neurological Outcomes in All of Us Using Supervised Machine Learning to Predict the Development of Cerebral Malaria in mice infected by Plasmodium berghei ANKA <p>Mental Health in Epilepsy: Translational Insights into Mechanism of Comorbidity and What Clinicians Can Do About It *</p> <p>Laurel C - D (Fourth Floor Level)</p> <ul style="list-style-type: none"> Addressing the Care Gap: Implementing Solutions and Integrating Mental Health Care in the Epilepsy Clinic Causal Brain Networks in Epilepsy and Depression Evaluating Spontaneous Social and Emotional Behavior in Preclinical Epilepsy Models <p>Selected Abstract Presentations:</p> <ul style="list-style-type: none"> Ongoing Seizures Predict Worse Instrumental Activities of Daily Living Risk of New-onset Epilepsy in People with vs. without Depression: A Systematic Review and Meta-Analysis
11:00 AM - 12:30 PM	<p>ADDITIONAL LUNCH WORKSHOP</p> <p>Essex A - C (Fourth Floor Level)</p> <p>ANA Medical Student Forum: Conversations with Neurology Leaders *</p>
11:00 AM - 12:30 PM	<p>AUPN PROFESSIONAL DEVELOPMENT WORKSHOP</p> <p>AUPN Networking Session for Small Academic Departments *</p> <p>Galena (Fourth Floor Level)</p>
12:30 PM	<p>MEETING ADJOURNED</p>

ON-SITE REGISTRATION: Registration Kiosk (Harborside 4th Floor Level)	
Saturday, September 13	10:00 AM – 7:00 PM
Sunday, September 14	7:00 AM – 6:00 PM
Monday, September 15	6:30 AM – 7:30 PM
Tuesday, September 16	6:30 AM – 11:00 AM
POSTER SESSION: Harborside Ballroom (4th Floor Level) Poster	
Sunday, September 14	12:00 PM–7:30 PM Poster presenters and poster judges will be in attendance from 5:30 PM–7:00 PM
Monday, September 15	12:00 PM–7:30 PM Poster presenters and poster judges will be in attendance from 6:00 PM–7:30 PM
SPEAKER READY ROOM: Room – Iron Room (4th Floor Level)	
Friday, September 12	10:00 AM – 7:00 PM EDT
Saturday, September 13	7:00 AM – 7:00 PM EDT
Sunday, September 14	7:00 AM – 7:00 PM EDT
Monday, September 15	6:00 AM – 5:00 PM EDT
Tuesday, September 16	6:00 AM – 12:30 PM EDT
BREAKFAST: Harborside Foyer – (4th Floor Level)	
Sunday, September 14	7:00 AM – 9:00 AM
Monday, September 15	6:30 AM – 8:30 AM
Tuesday, September 16	6:30 AM – 8:30 AM

LUNCH: Harborside Foyer – (4th Floor Level)	
Boxed Lunches will be distributed in the foyer and attendees are encouraged to bring them to the Interactive Lunch Workshops.	
Sunday, September 14	11:30 AM – 12:45 PM
Monday, September 15	11:45 AM – 12:45 PM
Tuesday, September 16	10:45 AM – 12:30 PM
EXHIBIT HALL: Harborside Ballroom (4th Floor Level)	
Sunday, September 14	12:00 PM – 7:30 PM
Monday, September 15	12:00 PM – 7:30 PM
PRESS ROOM: Room - James (4th Floor Level)	
Saturday, September 13	7:00 AM – 5:00 AM
Sunday, September 14	7:00 AM – 5:00 AM
Monday, September 15	7:00 AM – 5:00 AM
Tuesday, September 16	8:00 AM – 11:00 AM

WIRELESS CONNECTION

All meeting guests while in the designated ANA meeting/conference rooms at the Baltimore Marriott Waterfront, will receive complimentary high-speed wireless internet access during the official meeting dates (Saturday to Tuesday). To connect, look for the network SSID: **ana2025** When prompted, enter the passcode **baltimore150** (Please note that the password is case sensitive). Opening Symposium and Closing Day WiFi sponsored by Eisai, Inc. Please note, this network is only in the meeting/convention space, not in the guest rooms/lobby/restaurants of the Marriott.

MOBILE APP

- Download the **ANA Meeting** app from the Apple Play Store or Google Play Store.
- Open the app, click the ANA2025 event under “Upcoming Meetings”
- Click, “Download”
- Log-in to access complete app features

GET THE ANA APP HERE ▼



DISCLAIMER

Please note that some session titles may have changed since this program was posted online. Please refer to the ANA Mobile App for the most current information.

CONTINUING MEDICAL EDUCATION: ACCREDITATION & DESIGNATION STATEMENT(S)

The American Neurological Association is accredited by the Accreditation Council for Continuing Medical Education (ACCME) to provide continuing medical education for physicians. The Annual Meeting offers CME to eligible participants. Detailed information pertaining to CME can be found in your conference bag and at the following website: <https://2025.myana.org/program/continuing-medical-education/>

ANNUAL MEETING EVALUATIONS

On the final day of the event, you will receive an email containing a link to the evaluation. Please complete the online evaluation within a week of receipt in order to obtain any CME credit. You will be provided with a certificate within three weeks following completion of the evaluation. If you have any questions, please contact the Meetings and Program Coordinator, Ashley McCowan, amccowan@myana.org

CONSENT TO USE OF PHOTOGRAPHIC IMAGES

Registration and attendance at, or participation in ANA meetings and other related activities constitutes attendee's authorization to ANA's use and distribution (both now and in the future) of the attendee's image or voice in photographs, video recordings, electronic reproductions, audio recordings, and other media throughout the world and royalty free.

PHOTOGRAPHY

Photography in the Annual Meeting Poster Area and Exhibit Area is restricted to the official conference photographer.

LANGUAGE

The official language of the Annual Meeting is English. No simultaneous translation is available.

ADA

ANA fully complies with the legal requirements of the Americans with Disabilities Act rules and regulations. If any participant is in need of special accommodations, they should notify the hotel and indicate the type of assistance needed. ANA cannot ensure the availability of appropriate assistance without advance notice.

ALCOHOL CONSUMPTION

Any individual under 21 years old will be prohibited from consuming alcoholic beverages at the evening receptions.

STAY IN THE KNOW AND JOIN IN ON SOCIAL MEDIA



SATURDAY, SEPTEMBER 13, 2025

ANA2025

Registration Opens

Saturday | 2:00 PM
Harborside Registration Kiosk (Fourth Floor Level)

ANA Futures Program Meeting

(By Invitation Only)

Saturday | 11:00 AM - 5:15 PM
Students: Chasseur (Third Floor Level)
Residents: Atlantic (Third Floor Level)

Opening Reception

Opening Reception hosted by the Association of University Professors of Neurology (AUPN) and the ANA

Saturday | 5:00 - 5:45 PM
Grand Ballroom Foyer (Third Floor Level)

Opening Symposium

Advancing Neuroscience Discovery and Treatments Together: Past, Present, and Future*

Saturday | 5:45 - 7:15 PM
Grand Ballrooms 5 - 6 (Third Floor Level)

CHAIR: Walter Koroshetz, MD, FANA, National Institute of Neurological Disorders and Stroke

CO-CHAIR: Eva Feldman, MD, PhD, FANA, University of Michigan

This symposium marks the 75th Anniversary of the National Institute of Neurological Disorders and Stroke (NINDS). For decades, NINDS has advanced pivotal studies in fundamental, translational, and clinical neurosci-

ence, while simultaneously mapping future research needs and training the neuroscience workforce. This two-hour event, co-chaired by Drs. Walter Koroshetz and Eva Feldman, will highlight NINDS contributions to understanding, diagnosing, treating, and preventing neurological disorders, with the goal of reducing disease burden. To mark 75 years of progress, the panel will feature distinguished scientific speakers like Dr. Huda Zoghbi, Dr. Michael Ward, and Dr. Pooja Khatri. Additionally, this symposium will look to the future by highlighting people with lived experience and including a rising star trainee, Dr. Vikram Khurana, encouraging the audience to imagine the next 75 years of neuroscience.

LEARNING OBJECTIVES:

At the conclusion of this session, attendees should be able to:

- Summarize the pivotal contributions of NINDS over the past 75 years to fundamental, translational, and clinical neuroscience research.
- Discuss emerging priorities and opportunities for neuroscience research.
- Understand the continuing need for early stage Neurologists to engage in research, and pursue careers as physician-scientists and discuss the role of ANA/NINDS- funded researchers in advancing the practice of Neurology.

How NINDS Shaped My Career in Neurological Disease Research

SPEAKER: Huda Zoghbi, MD, Baylor College of Medicine

Accelerating the Pace of Therapeutic Development for Neurodegenerative Diseases

SPEAKER: Michael Ward, MD, PhD, National Institute of Neurological Disorders and Stroke

MyTrial for Neurodegeneration: Three Vignettes Illustrate a New Era for Precision Neuroscience

SPEAKER: Vikram Khurana, MD, PhD, Brigham and Women's Hospital/Harvard University

Advancing Stroke Care through Clinical Research: A Story of Innovation and Teamwork

SPEAKER: Pooja Khatri, MD, MSc, Yale University

AWARD PRESENTATION:

2025 ANA Award for Excellence Recipient: Clinical and Scientific Excellence – Novel Scientific Career-Based Contributions Over 15 Years

Eva Feldman, MD, PhD, FANA, University of Michigan

PANELISTS:

- Dimitri Krainc, MD, PhD, FANA, Northwestern University
- M. Elizabeth Ross, MD, PhD, FANA, Weill Cornell Medicine
- Frances Jensen, MD, FACP, FANA, FAAN, FAES, University of Pennsylvania
- Annapurna Poduri, MD, MPH, FANA, Boston Children's Hospital

Global Neurology & IDEAS* Networking Reception (By Invitation Only)

*Innovation/Development/Engagement/Access to Science

Saturday | 7:30 - 8:30 PM
Grand Ballrooms 3 - 4 (Third Floor Level)

Junior and Early Career Reception (Invitation Only) *JEC*

(By Invitation Only)

Saturday | 7:30 - 9:00 PM
Waterview Ballroom (Lower Lobby Level)

SUNDAY, SEPTEMBER 14, 2025

Registration Opens

Saturday | 6:00 AM
Harborside Registration Kiosk
(Fourth Floor Level)

Student & Trainee Breakfast with ANA Board of Directors (By Invitation Only)

Sunday | 7:00 - 7:30 AM
Grand Ballrooms 1-2 (Third Floor Level)

Grab-and-Go Breakfast

Sunday | 7:00 - 9:00 AM
Harborside Foyer (Fourth Floor Level)

Professional Development Workshop Early Career & Early to Mid-Career Level

View from the NINDS, NICHD, and VA*

Sunday | 7:30 - 9:00 AM
Grand Ballrooms 3 - 4 (Third Floor Level)

CHAIR: Michael Wilson, MD, FANA, University of California, San Francisco

CO-CHAIR: Riley Bove, MD, MS, University of California, San Francisco

This is a panel session of leaders at the NINDS, NICHD, and VA that will provide information on resources available for research from these institutions, how to apply for support, and pearls to help new and experienced investigators navigate the funding systems.

LEARNING OBJECTIVES:

At the conclusion of this session, attendees should be able to:

- Discuss opportunities for neuroscience and neurology research at the NINDS, NICHD, and VA.
- Describe the infrastructure of these federal agencies as it pertains neurology and neuroscience research.
- Identify training and career development opportunities available for academic neurologists and neuroscientists at these institutions.

View from the NINDS

SPEAKER: Walter Koroshetz, MD, FANA, National Institute of Neurological Disorders and Stroke

NICHD Funding Opportunities and Application Procedures

SPEAKER: Joe Bonner, PhD, National Center for Medical Rehabilitation Research

Career Development Opportunities at the VA

SPEAKER: Amanda Hunt, PhD, U.S. Department of Veterans Affairs

How to Publish Your Medical Education Research and Innovations*

Sunday | 7:30 - 9:00 AM
Grand Ballrooms 7 - 8 (Third Floor Level)

CHAIR: Erica Schuyler, MD, FAAN, FANA, Hartford Healthcare

CO-CHAIR: Marie Eugene, DO, MSHPE, FANA, University of Connecticut

Clinician educators often have new ideas for teaching, evaluating or designing innovative curricula. It is important to promote and disseminate these ideas so that others can learn from novel and successful educational interventions. Unlike traditional clinical or bench research, there is often limited understanding about getting educational research published in academic journals. This session will discuss challenges to education scholarship, and strategies to overcome them and increase the likelihood of acceptance of educational articles.

LEARNING OBJECTIVES:

At the conclusion of this session, attendees should be able to:

- Cite the key elements involved with designing a medical education research project.
- Summarize the key features of qualitative research and identify how to integrate them into qualitative research studies.
- Identify ways in which medical education research projects can be made more innovative to allow for successful publication.

Designing a Medical Education Research Project

SPEAKER: Rachel Gottlieb-Smith, MD, MHPE, University of Michigan

An Introduction to Qualitative Research in Medical Education

SPEAKER: Marie Eugene, DO, MSHPE, FANA, University of Connecticut

How to Publish Your Medical Education Research and Innovations

SPEAKER: Roy Strowd, MD, MEd, MS, Wake Forest University School of Medicine

AUPN Professional Development Workshop

The Balancing Act: Navigating Dual Career Households*

Sunday | 7:30 - 9:00 AM
Laurel A - B (Fourth Floor Level)

CHAIR: Claire Henchcliffe, MD, DPhil, FAAN, FANA, University of California, Irvine

Dual-career households face unique challenges as partners strive to balance demanding professional obligations with personal responsibilities and geographic location. This course, comprising brief presentations, panel discussion and audience participation, will examine solutions: effective communication, strategic planning, and institutional support, while critically examining ongoing barriers.

LEARNING OBJECTIVES:

At the conclusion of this session, attendees should be able to:

- Identify key stressors for dual-career households in academic neurology, including workload, competing career demands, and geographic constraints.
- Discuss practical approaches to successfully navigate professional and personal responsibilities.
- Identify institutional and departmental roles in supporting dual-career couples.

My Personal Experiences Navigating Dual Careers

SPEAKER: Rohit Das, MD, MPH, FANA, Oregon Health and Science University

The Two Physician Household; How to Balance the Unbalanced Equation

SPEAKER: Jessica Ailani, MD, FAHS, FAAN, Medstar Georgetown University Hospital

Yours, Mine and Ours: Goal Setting in Dual Career Households

SPEAKER: Angela Hays Shapshak, MD, University of Alabama at Birmingham

The Dual Neurologist Household: Challenges and Strategies

SPEAKER: Jayant Acharya, MD, DM, FANA, Southern Illinois University

Break

Sunday | 9:00 - 9:15 AM

Welcome and Opening Remarks

Sunday | 9:30 - 9:40 AM

SPEAKER: M. Elizabeth Ross, MD, PhD, FANA, Weill Cornell Medicine

SPEAKER: Allison Willis, MD, MS, FCPP, FANA, University of Pennsylvania

Plenary Session

Advancing Science and Care Models for Lifespan Transitions in Neurodevelopmental Disorders*

Sunday | 9:30 - 11:30 AM
Grand Ballrooms 5 - 6 (Third Floor Level)

CHAIR: Beau Ances, MD, PhD, MSc, FANA, Washington University in St. Louis

CO-CHAIR: Elizabeth Berry Kravis, MD, PhD, Rush University

Understanding the science and care models for lifespan transitions in neurodevelopmental disorders is crucial as individuals with these conditions live longer and fuller lives. As they age, their needs change, requiring personalized interventions to ensure continuous care, improved quality of life, and greater independence. This topic is timely because transitioning from pediatric to adult healthcare poses significant challenges, including care gaps and a shortage of professionals trained in adult neurodevelopmental care. By enhancing our knowledge and refining care models, we can better prepare healthcare providers, educators, and families to support individuals throughout their lifespan, leading to more effective management and better overall outcomes.

LEARNING OBJECTIVES:

At the conclusion of this session, attendees should be able to:

- Explain the unique healthcare needs of individuals with neurodevelopmental disorders as they transition from pediatric to adult stages.
- Design and implement personalized intervention plans that adapt to the evolving needs of individuals with neurodevelopmental disorders, ensuring continuous and effective care.
- Recognize common challenges and gaps in care during the transition from pediatric to adult healthcare and develop strategies to mitigate these issues. Recognize disease specific characteristics which may aid in finding the best fit transition rather than a one size fits all approach.

Down Syndrome Across the Lifespan: Moving from Hugs to Drugs

SPEAKER: Beau Ances, MD, PhD, MSc, FANA, Washington University in St. Louis | 2025 Raymond D. Adams Lectureship Award Recipient

Adult Life, Aging and Targeted Treatment in Fragile X Syndrome

SPEAKER: Elizabeth Berry Kravis, MD, PhD, Rush University

Care Models for Transition and Beyond

SPEAKER: Andrea Gropman, MD, FANA, St. Jude Children's Research Hospital, Memphis, TN | 2025 Soriano Lectureship Award Recipient

Assessing Healthcare Utilization and Social Drivers of Health in Young Stroke Patients of Maryland

EMERGING SCHOLAR PRESENTER: Vidith Phillips, MD, MS, St. Jude Children's Research Hospital

Multiview Transformer for Brain Age Prediction

EMERGING SCHOLAR PRESENTER: Pengyu Kan, BS, Johns Hopkins University

Grab-and-Go Lunch

Sunday | 11:30 AM - 12:45 PM
Harborside Ballroom (Fourth Floor Level)

Restorative Music Session

Sunday | 11:45 - 12:15 PM
Waterview Ballroom (Lobby Ground Level)

Interactive Lunch Workshop

Global Neurology Initiative: Action Plan Update*

Sunday | 11:45 AM - 12:45 PM
Grand Ballrooms 7 - 8 (Third Floor Level)

CHAIR: Omar Siddiqi, MD, MPH, FANA, Beth Israel Deaconess Medical Center

CO-CHAIR: M. Elizabeth Ross, MD, PhD, FANA, Weill Cornell Medical College

This session will provide an update on the association's Global Neurology Initiative led by the Global Engagement Committee. Speakers will provide information on the progress made to advance academic neurology through education, mentorship, and research.

LEARNING OBJECTIVES:

At the conclusion of this session, attendees should be able to:

- Discuss the current state of neurology research in Ghana, Nigeria, Uganda, and Zambia.
- Identify opportunities to conduct research in Low- and Middle-income Countries (LMICs).
- Discuss strategies to advance academic neurology in Low- and Middle-income Countries (LMICs).

Accelerating the Incorporation of Stroke Thrombolysis into Routine Stroke Care Using an Implementation Research Logic Model (IRLM)-Based Strategy:

The Implementation phase of the ACTIVATE Study

SPEAKER: Priscilla Abrafi Opare-Addo, MD, MWACP
The Komfo Anokye Teaching Hospital (KATH), Ghana

Global Neurology Initiative: Action Plan Update (Nigeria)

SPEAKER: Oladotun Olalusi, MD, MS, FWACP, University College Hospital, Ibadan, Oyo State

Knowledge of Alarm Signs of Stroke Among Caretakers of Stroke Patients and First Contact Healthcare Providers at Two Tertiary Referral Hospitals in Uganda

SPEAKER: Salvatore Ssemmanda, MBChB, MMED, FC-NEUROL(SA), C-Care International Hospital, Kampala

Extending the Reach and Making A Footprint for Specialist Neurological Care for Underserved Populations in Southern Province, Zambia-1 Year Update

SPEAKER: Frighton Mutete, MBChB, Livingstone Teaching Hospital

Interactive Lunch Workshop

Clinical Logic *^{JEC}

Sunday | 11:45 AM - 12:45 PM
Laurel A - B (Fourth Floor Level)

CHAIR: Patricia Greenstein, MBBCh, Beth Israel Deaconess Medical Center

CO-CHAIR: Raymond Price, MD, FANA, University of Pennsylvania

In this dynamic session, seasoned clinicians will present 2-3 compelling cases, showcasing the critical thinking and decision-making skills that residents and junior faculty must develop to navigate complex medical scenarios. This isn't just a simple show-and-tell; it's an intricate journey that combines data analysis, pattern recognition, and clinical reasoning at the bedside, transforming theoretical knowledge into practical expertise.

LEARNING OBJECTIVES:

At the conclusion of this session, attendees should be able to:

- Develop Advanced Clinical Reasoning: Participants will learn to apply critical thinking and decision-making skills to complex medical cases, enhancing their ability to synthesize data and recognize patterns.
- Enhance Practical Application: Through case presentations, participants will bridge the gap between theoretical knowledge and real-world practice, gaining confidence in managing challenging medical scenarios.
- Improve Diagnostic Accuracy: By observing seasoned clinicians, participants will refine their diagnostic skills, learning to utilize clinical logic effectively at the bedside and expand their differential diagnosis.

All is Not What It Seems - An Exercise in Clinical Logic

SPEAKER: Patricia Greenstein, MBBCh, Beth Israel Deaconess Medical Center

Clinical Logic: Case Presentation

SPEAKER: Raymond Price, MD, FANA, University of Pennsylvania

Recurrent CVT?

SPEAKER: Rafael Llinas, MD, FAHA, FAAN, FANA, Johns Hopkins University

Interactive Lunch Workshop

Pediatric Neurology Research Update: Epidemiology, Mechanisms and Management of SUDEP*

Sunday | 11:45 AM - 12:45 PM
Grand Ballrooms 3 - 4 (Third Floor Level)

CHAIR: Mark Wainwright, MD, PhD, FANA, Seattle Children's Hospital

CO-CHAIR: Zachary Grinspan, MD, MS, Weill Cornell Medical College

SUDEP (Sudden Unexpected Death in Epilepsy) is a common cause of premature death in children and adults with epilepsy, but counseling of patients and their parents is limited by the rarity of the disorder. This session will review the epidemiology, risk factors, and current understanding of the mechanisms of SUDEP in children. The talks will also discuss caregiver preferences for communication about SUDEP and provide a conversation guide for clinicians to support those discussions.

LEARNING OBJECTIVES:

At the conclusion of this session, attendees should be able to:

- Understand current hypotheses on the neurobiological mechanisms underlying SUDEP.
- Learn the prevalence and risk factors of SUDEP.
- Discuss the clinical features of SUDEP and identify preventive strategies and approaches to counseling patients and families.

SUDEP Communication

SPEAKER: Lindsey Morgan, MD, University of Washington and Seattle Children's

Definition and Epidemiology of Sudden Unexpected Death in Epilepsy (SUDEP) in Children

SPEAKER: Zachary Grinspan, MD, MS, Weill Cornell Medical College

SUDEP in the Context of SIDS (Sudden Infant Death Syndrome) and SUDC (Sudden Unexplained Death in Childhood)

SPEAKER: Richard Goldstein, MD, Boston Children's Hospital

Interactive Lunch Workshop

Beyond Movement Disorders: Brain Stimulation for the Treatment of Neuropsychiatric Conditions*

Sunday | 11:45 AM - 12:45 PM
Laurel C - D (Fourth Floor Level)

CHAIR: Andrew Kayser, MD, PhD, FANA, University of California, San Francisco

CO-CHAIR: Khaled Moussawi, MD, PhD, University of California, San Francisco

This session will provide how the brain stimulation techniques have become an integral part of the treatment of movement disorders, made possible by advances in our understanding of the underlying circuitry and thereby greatly expanding the therapeutic possibilities for conditions such as Parkinson's disease and essential tremor. As our knowledge of brain circuitry underlying other neuropsychiatric illnesses has become more precise, the feasibility of using neurostimulation to treat conditions such as chronic pain, depression, and substance use disorders has come closer to reality. Various techniques, including deep-brain stimulation and low-intensity focused ultrasound, now permit direct neuromodulation targeting circuit abnormalities in brain areas including the ventral striatum and others. Given the frequency with which neurologists encounter the above illnesses, and the importance of the neurologist's involvement in the treatment teams that address them, understanding

emerging treatments is critical. In this seminar, Dr. Shirvalkar, Dr. Scangos, and Dr. Moussawi will describe novel work to develop individualized brain stimulation-based treatments for pain, mood, and substance use disorders, respectively. These discussions will include overviews of the techniques themselves and raise other possibilities for their future use.

LEARNING OBJECTIVES:

At the conclusion of this session, attendees should be able to:

- Discuss the neurocircuitry of pain, mood, and substance use disorders.
- Discuss the mechanisms of action and potential benefits of various forms of neurostimulation for these disorders.
- Understand how outcome measures for ongoing research studies relate to clinical responses.

Personalized Circuit-targeted Deep Brain Stimulation for Psychiatric Disorders

SPEAKER: Katherine Scangos, MD, PhD, University of Pennsylvania

Deep Brain Stimulation for Chronic Pain

SPEAKER: Prasad Shirvalkar, MD, PhD, University of California, San Francisco

Low-Intensity Focused Ultrasound for Neuropsychiatric Disorders

SPEAKER: Khaled Moussawi, MD, PhD, University of California, San Francisco

Interactive Lunch Workshop

Advancing Neuropathic Pain Research: Novel Technologies and the Path to Precision Medicine*

Sunday | 11:45 AM - 12:45 PM
Dover A - C (Third Floor Level)

CHAIR: Seniha Ozudogru, MD, University of Pennsylvania

CO-CHAIR: Eric Kaiser, MD, PhD, University of Pennsylvania

Peripheral neuropathic pain (PNP), neuropathic pain that arises from damage or disease affecting the peripheral nervous system, is associated with an extremely large disease burden, and there is an increasing and urgent need for new therapies for treating this disorder. One of the most critical issues that prevents consistent, effective translation of preclinical studies to clinical efficacy is that there are fundamental molecular and physiological differences in the biology of neuropathic pain in the rodent models used in preclinical studies and humans. These differences demand that we use human tissues such including human dorsal root ganglia (DRG), skin biopsies and peripheral nerves in pain translational research to improve the translational potential of new therapeutic targets. The talks in this session will review the advances in neuropathic pain research.

LEARNING OBJECTIVES:

At the conclusion of this session, attendees should be able to:

- Discuss the current novel technologies used in the study of neuropathic pain in translational research.
- Discuss the Single-cell RNA sequencing and spatial transcriptomics of dorsal root ganglia and trigeminal ganglia to study pain and migraine.
- Discuss the Cerebellar pathways in pain and placebo analgesia.

Unraveling Skin-Nerve Communication in Peripheral Neuropathic Pain Through Innovative Omics Approaches

SPEAKER: Daniela Menichella, MD, PhD, FANA, Northwestern University

Decoding Neural Mechanisms and Therapeutic Strategies for Sensory, Affective, and Cognitive Aspects of Neuropathic Pain

SPEAKER: Grégory Scherrer, PharmD, PhD, University of North Carolina at Chapel Hill

Single-soma Deep RNA Sequencing in Human Dorsal Root and Trigeminal Ganglion Neurons

SPEAKER: Wenqin Luo, MD, PhD, University of Pennsylvania

Interactive Lunch Workshop

Clinical Approach to Functional Neurological Disorder in 2025*

Sunday | 11:45 AM - 12:45 PM
Essex A - C (Fourth Floor Level)

CHAIR: James Gugger, MD, PharmD, University of Rochester

CO-CHAIR: Jonathan Gursky, MD, Montefiore Medical Center

Functional Neurological Disorder (FND) is a broad neuropsychiatric disorder affecting how the brain sends and receives information to the body. FND is characterized by many subtypes with myriad presentations that can have a significant impact on quality of life. While the condition is exceedingly common in many neurology practices and clinics, many neurologists are uncertain how to best approach and treat patients suffering from FND. This workshop aims to demonstrate the clinical approach starting with diagnosis of the disorder through the development of an interdisciplinary management plan involving both the clinician and behavioral health practitioner. We review evidence as to the pathophysiology underlying the disease as well as various evidence-based treatment paradigms. This conference strives to improve diagnosis, treatment options, and ultimately, the lives of individuals living with functional neurological disorder.

LEARNING OBJECTIVES:

At the conclusion of this session, attendees should be able to:

- Understand the current definition of functional neurological disorder, including its various clinical presentations.
- Understand the basic pathophysiological mechanisms contributing to functional neurological disorder.
- Understand proper diagnosis of functional neurological disorder, including how to best share the diagnosis with patients.

FND Clinical Vignette: Setting the Stage

SPEAKER: Jonathan Gursky, MD, Montefiore Medical Center

Psychologists' Role & Evidence Based Behavioral Health Interventions in FND

SPEAKER: Erica Cotton, PsyD, ABPP, Northwestern University Feinberg School of Medicine

The Neurologist's Role in FND

SPEAKER: Barbara Dworetzky, MD, FAAN, FANA, FAES, Brigham and Women's Hospital

Additional Lunch Workshop

Women of the ANA - Conquering New Frontiers: Overcoming Challenges and Stepping Up to Promote Personal and Professional Growth*

Sunday | 11:45 AM - 12:45 PM
Grand Ballrooms 1 - 2 (Third Floor Level)

CHAIR: Janhavi Modak, MD, Baptist Health Medical Center, Little Rock

CO-CHAIR: Shaista Alam, MD, Thomas Jefferson University

This session will explore the key strategies for navigating global career opportunities, overcoming challenges related to cultural differences and developing meaningful collaborations. We will talk about seeking industry and academic networking opportunities in working towards this goal. We will discuss programs, initiatives that promote female participation and leadership at the local, community and the global platform.

LEARNING OBJECTIVES:

At the conclusion of this session, attendees should be able to:

- Discuss time management and strategies for work-life balance focusing on fitness and health.
- Develop meaningful collaborations by providing neurologic care locally, including community outreach to resource limited settings.
- Discuss programs and initiatives that promote female participation and leadership at the local, community, and the global platform.

World View: Career Advancement from a Local to a Global Platform

SPEAKER: Violiza Inoa, MD, Semmes Murphey

Choosing Wisely: Leveraging Commitments to Maximize Success

SPEAKER: Elisabeth Marsh, MD, FAAN, FANA, Johns Hopkins University

Overcoming Underrepresentation in Leadership Roles and Research Funding

SPEAKER: Liana Rosenthal, MD, PhD, Johns Hopkins University

Additional Lunch Workshop

ABPN: Continuing Certification Update*

Sunday | 11:45 AM - 12:45 PM
Kent A - C (Fourth Floor Level)

CHAIR: Jeffrey M. Lyness, MD, FACPsych, DLFAPA, DFAAGP, American Board of Psychiatry & Neurology

The mission of the American Board of Psychiatry & Neurology is to serve the public, and the profession, by providing credible reassurance about the competence of its diplomates. This session will provide an update about the ABPN's Continuing Certification program. Dr. Lyness, the ABPN President and CEO, will provide an overview of the ABPN's primary goals and activities and the rationale for the elements of its Continuing Certification program. Dr. Ali, a neurology Director who becomes ABPN Board Vice Chair in 2025, will describe the key elements of the Continuing Certification program, and offer perspectives on meeting its requirements in the course of a career in academic neurology. There will be ample time for discussion with attendees.

LEARNING OBJECTIVES:

At the conclusion of this session, attendees should be able to:

- Describe how the mission of the ABPN, as a certifying body, is distinct from yet complementary to the roles of academic institutions, professional societies, and the ACGME.
- Describe the rationale for and key elements of the ABPN's Continuing Certification program.
- Identify activities that one is already doing that help satisfy the ABPN's requirements for Continuing Certification.

ABPN: Continuing Certification Update

SPEAKER: Jeffrey M. Lyness, MD, FACPsych, DLFAPA, DFAAGP, American Board of Psychiatry & Neurology

ABPN: Continuing Certification Update

SPEAKER: Imran I. Ali, MD, FAAN, FAES, FANA, University of Toledo

Poster Viewing

Sunday | 12:00 - 7:00 PM
Harborside Ballroom (Fourth Floor Level)

Presidential Symposium

Decoding Neurological Risk: Transforming Care with Polygenic Risk Scores*

Sunday | 1:00 - 3:00 PM
Grand Ballrooms 5 - 6 (Third Floor Level)

CHAIR: M. Elizabeth Ross, MD, PhD, FANA, Weill Cornell Medical College

CO-CHAIR: Gemma Carvill, PhD, Northwestern University

Nearly 23 years after the arrival of the first complete human genome draft, our understanding of genome complexity is at once vast and only beginning. This knowledge has led to identification of many single gene associations with a variety of diseases. However, most neurological conditions seen in clinic have complex genetic underpinnings influenced by environmental factors or life experiences that may tip them toward health or disease. The confluence of genome data, computational capabilities, and methods for

biological validation is making it possible to approach a real-world understanding of how genomic variation can determine individual vulnerabilities to diseases like ALS, late onset Alzheimer's and Autism Spectrum. Moreover, these complex neurological diseases are often not limited to brain but involve multiple organ systems.

Large population genome wide association studies (GWAS) have yielded collections of risk variants for specific disorders that can now be examined in concert to generate polygenic risk scores (PRS). The challenge is now to use these disease-associated variants, which required tens of thousands of individuals to find, for PRS estimates relevant to individual patient care. When coupled with AI modeling, PRS can be used to learn more about gene interactions that influence phenotypic expression of disease and reveal new therapeutic targets. This session will explore the present and near future status of applications for PRS in precision medicine.

LEARNING OBJECTIVES:

At the conclusion of this session, attendees should be able to:

- Discuss the connection between PRS, disease association, and phenotypic traits.
- Discuss applications of PRS to diseases such as breast cancer, ALS, Alzheimer's Disease, Parkinson's, and Autism Spectrum.
- Discuss how the combination of PRS with multi-omic data can refine the understanding of genetic predisposition and clinical outcomes.

Current and Future Applications of Polygenic Risk Scores in Human Health

SPEAKER: Josh Peterson, MD, MPH, Vanderbilt University Medical Center

Using Polygenic Risk Scores to Identify Therapies for ALS

SPEAKER: Bryan Traynor, MD, PhD, MMSc, FANA, National Institute on Aging I 2025 F.E. Bennet Lectureship Award Recipient

AI Sequence Models and Multi-omic Analysis for Decoding Neurological Risk

SPEAKER: Olga Troyanskaya, PhD, Princeton University

Deep PRS: Strategy for Combining PRS and Clinical Data for Individual Neurological Care

SPEAKER: M. Elizabeth Ross, MD, PhD, FANA, Weill Cornell Medicine

Refreshment Break

Sunday | 3:00 PM - 3:30 PM
Harborside Foyer (Fourth Floor Level)

Satellite Symposium

Targeted Therapy for Hereditary Transthyretin Amyloidosis Polyneuropathy (ATTRv-PN)

PROVIDED BY: PVI, PEERVIEW INSTITUTE FOR MEDICAL EDUCATION

Sunday | 3:30 PM - 5:00 PM
Grand Ballrooms 9-10 (Third Floor Level)

Understand how ATTR amyloidosis impacts patients and learn new strategies for early diagnosis and successful monitoring of ATTRv-PN. Improve your clinical practice by applying evidence from trials in ATTR-PN settings to common care scenarios. Learn strategies for incorporating best practices from amyloid centers into your neurology practice.

LEARNING OBJECTIVES:

- Summarize how the pathophysiology of ATTR amyloidosis impacts the heterogeneity of its presentation, including neuropathic and cardiac manifestations.
- Determine strategies to facilitate the diagnosis and monitoring of ATTRv-PN.
- Describe trial results from studies that evaluated targeted strategies for the management of polyneuropathy in patients with ATTR amyloidosis.

- Apply diagnostic strategies and evidence from clinical trials conducted in ATTR-PN settings to address care scenarios typically encountered in these patients.

SPEAKER: Michelle C. Kaku, MD, Icahn School of Medicine at Mount Sinai

SPEAKER: Chafic Karam, MD, University of Pennsylvania

Satellite Symposium

The MEKtrix: Decoding the Real-World Impact of Therapeutic Advances in Neurofibromatosis Type 1-Associated Plexiform Neurofibroma Management Across Pediatric and Adult Populations

PROVIDED BY: CE CONCEPTS HEALTHCARE EDUCATION

Sunday | 3:30 PM - 5:00 PM
Essex A - C (Fourth Floor Level)

CHAIR: Angela Hirbe, MD, PhD

SPEAKER: Miriam A. Bornhorst, MD

SPEAKER: Carlos Romo, MD

The initiative will begin by identifying hallmark aspects of neurofibromatosis type 1 natural history and clinical presentation, reviewing updated diagnostic criteria, and describing the genetic etiology and complex pathophysiology that has historically made neurofibromatosis type 1-associated plexiform neurofibromas so difficult to treat. Learners will then be guided through an expert-led exploration of established clinical trial data for targeted medical therapies in the setting of neurofibromatosis type 1-associated tumors in both pediatric and adult patients, with particular emphasis on toxicity profiles and responsive strategies for anticipating, mitigating, and managing adverse events in pediatric and adult populations.

Finally, real-world patient cases will offer insights into interprofessional approaches to practical challenges in neurofibromatosis type 1, including age-appropri-

ate patient assessment, patient/parent education and answering difficult questions, effective emotional support tactics, drug toxicity mitigation tools, and expectation management for care transitions across the lifespan, including the shift from pediatric to adult care.

LEARNING OBJECTIVES:

- Assess neuro-oncologic features of neurofibromatosis type 1, including tumor types and neurological signs, to support early recognition and inform clinical decision-making.
- Evaluate the use of MEK inhibitors in the management of neurofibromatosis type 1-associated plexiform neurofibromas in pediatric and adult patients, including team-based care to manage adverse events.
- Develop evidence-based, interprofessional care plans for pediatric and adult patients with neurofibromatosis type 1 that reflect current clinical standards and support individualized, longitudinal management.

Satellite Symposium

LEQEMBI® in Early Alzheimer's Disease (AD): MCI Due to AD or Mild AD Dementia

PROVIDED BY: EISAI, INC., AN ANA2025 GOLD SPONSOR

Sunday | 3:30 PM - 5:00 PM
Dover A - C (Third Floor Level)

CHAIR: Justin Moon, MD, MPH

SPEAKER: Curtis Schreiber, MD

Join our esteemed experts, Dr. Schreiber and Dr. Moon, as they explore our understanding of Alzheimer's disease pathophysiology and the current treatment landscape. Through an interactive patient case study, our speakers will provide expert guidance on the LEQEMBI patient journey, including patient selection, diagnosis, treatment, and management. This

will be supported by key efficacy and safety findings from the Phase 3 Clarity AD clinical study, including long-term data from the open-label extension, to help inform treatment and management decisions. The speakers will provide recommendations for implementation of an integrated LEQEMBI treatment service line, including the role of a multi-disciplinary team and best practices. At the end of the symposium, there will be an opportunity to engage directly with our speakers during the Q+A session.

LEARNING OBJECTIVES:

At the conclusion of this session, attendees should be able to:

- Mechanism of disease: To understand the underlying pathological mechanisms of AD
- Patient identification: To understand how to identify the appropriate patient for LEQEMBI
- LEQEMBI efficacy and safety: To understand the key clinical efficacy and safety data for LEQEMBI, including all information on potential side effects to help inform treatment and management decisions
- Patient pathway: To understand how to navigate the steps from diagnosis to treatment with LEQEMBI, including recommendations for implementation of a LEQEMBI treatment service line

Cross-Cutting Special Interest Group

ANA-SEQUINS Health Services and Health Opportunities - Innovative Pathways in Neurologic Care: Shaping the Future of Treatment*

Sunday | 3:30 - 5:00 PM
Laurel A - B (Fourth Floor Level)

CHAIR: Neha Dangayach, MD, MSCR, FAAN, FCCM, FCCP, FNCS, FANA, Icahn School of Medicine at Mount Sinai

CO-CHAIR: Rachel Forman, MD, Yale University

A session on innovative care pathways in neurology is timely and essential as advancements in both medical technology and our understanding of neurological diseases continue to evolve rapidly. These innovations offer the potential to significantly improve patient outcomes, reduce healthcare costs, and enhance the quality of care for individuals affected by neurological disorders. With the increasing prevalence of conditions such as Alzheimer's, Parkinson's, and multiple sclerosis, as well as the growing burden of neurological conditions worldwide, it is crucial that healthcare systems adopt new, more efficient models of care.

This session will focus on cutting-edge strategies, including the integration of community-partners, telemedicine, and non-traditional pathways to create patient-centered care. Additionally, leveraging digital health tools will be explored. It is important to emphasize the need for collaborative efforts across clinical, research, and technological fields to drive these innovations, ensuring accessible, sustainable, and high-quality care for patients with neurological diseases.

LEARNING OBJECTIVES:

At the conclusion of this session, attendees should be able to:

- Understand the key components of innovative care pathways in neurology and the impact of integrated, patient-centered approaches on improving patient outcomes and reducing healthcare costs.
- Apply emerging technologies such as telemedicine, artificial intelligence, and digital health tools to enhance diagnosis, treatment, and care coordination within multidisciplinary neurology teams.
- Learn how to design and implement a collaborative care model that integrates various healthcare professionals, streamlines patient care, and addresses the needs of individuals with neurological conditions in diverse healthcare settings.

Innovative Strategies for Neurologic Care

SPEAKER: Karen Orjuela, MD, MSCR, MBA, FAAN, The University of Chicago

Integrating Team Science and Technology to Optimize Health Behaviors after Stroke

SPEAKER: Imama Naqvi, MD, MS, Columbia University

Cost and Cost-Effectiveness Analysis in Neurology

SPEAKER: John Ney, MD, MPH, FAAN, Yale University School of Medicine

Access to Expert Pregnancy Care for Women with Epilepsy

SELECTED ABSTRACT PRESENTER: Chloe Hill, MD, MS, University of Michigan

Risk Factors of Neurocognitive Disorders and Dementia in Older People in Rural Districts of Eastern Uganda

SELECTED ABSTRACT PRESENTER: Marleny Nolasco, BS, University of North Carolina at Chapel Hill School of Medicine

Cross-Cutting Special Interest Group

Neurogenetics and Gene Therapy*

Sunday | 3:30 - 5:00 PM
Laurel C - D (Fourth Floor Level)

CHAIR: Gemma Carvill, PhD, Northwestern University

CO-CHAIR: Peter Todd, MD, PhD, FANA, University of Michigan

This session focuses on current and future approaches to uncovering the full genetic contribution to disease but also leveraging our understanding of neurogenetics for new precision therapies. Sequencing in tens of thousands of individuals with neurological disease over the last decade has resulted in our current appreciation of the prevailing genetic contribution to neurological disease. However, this picture is complex, with most rare neurological conditions being monogenic in nature, while more common disorders, especially later-onset neurodegenerative disease, are rarely monogenic and more often complex with multiple variants contributing to risk. In this session we will discuss strategies for resolving variants of uncertain significance (VUS).

VUS are variants where we lack sufficient information to define as either disease-related or benign and are the most common result of clinical genetic testing for rare disease. In addition, we will discuss the X chromosome, oft ignored in genetic studies, and the role

of genetic variants in neurodegenerative disease. These two talks will thus focus on redefining (VUS) and defining (X chromosome) genetic causes of neurological disease. We will also present new RNA targeting therapies in myotonic dystrophy, highlighting how understanding genetic and molecular pathophysiology can lead to new therapies.

LEARNING OBJECTIVES:

At the conclusion of this session, attendees should be able to:

- Use multiple strategies to resolve VUS.
- Discuss the role of X chromosomal variants in neurodegenerative disease.
- Assess the potential for gene-targeting therapies in patients with rare neurogenetic conditions.

How to Tackle the "VUS"

SPEAKER: Xilma Ortiz-Gonzalez, MD, PhD, University of Pennsylvania & Children's Hospital of Philadelphia

The X-Files: Decoding Chromosome X in Neurodegenerative Disease

SPEAKER: Bryan Traynor, MD, PhD, MMSc, FANA, National Institute on Aging

Genetic Therapies for Myotonic Dystrophy

SPEAKER: Samuel Carrell, MD, PhD, Virginia Commonwealth University

Exploring the Genomic Landscape of MECP2 Duplication Syndrome: Correlating Phenotypic Traits and Guiding Therapeutic Strategies

SELECTED ABSTRACT PRESENTER: Davut Pehlivan, MD, Baylor College of Medicine

Cross-Cutting Special Interest Group

Neurorecovery and Neuroplasticity: Cognitive Function*

Sunday | 3:30 - 5:00 PM
Kent A - C (Fourth Floor Level)

CHAIR: Karunesh Ganguly, MD, PhD, FANA, University of California, San Francisco

CO-CHAIR: Peter Turkeltaub, MD, PhD, FANA, Georgetown University

Stroke and other acquired brain injuries commonly result in aphasia and spatial neglect and can markedly impair cognitive function. Aphasia affects language processing, making it difficult to speak, understand, read, or write, while spatial neglect disrupts a person's awareness of one side of space, impacting mobility, vision, and independence. These conditions are not only common but also frequently underdiagnosed and undertreated. This session will highlight research and innovative rehabilitation strategies aimed at restoring cognitive function, including the use of noninvasive brain stimulation, neuroimaging, and behavioral interventions. As our population ages and stroke prevalence rises, addressing cognitive impairments becomes increasingly urgent.

LEARNING OBJECTIVES:

At the conclusion of this session, attendees should be able to:

- Describe the cognitive consequences of stroke and brain injury, including aphasia and spatial neglect, and their impact on functional outcomes.
- Discuss evidence-based assessment and rehabilitation strategies for cognitive deficits such as spatial retraining.
- Evaluate the clinical application and potential benefits of emerging cognitive rehabilitation therapies to improve patient independence and quality of life.

Spatial Cognitive Neuroscience and Spatial Neglect Rehabilitation

SPEAKER: A.M. Barrett, MD, FANA, FAAN, FASNR, UMass Chan Medical School

Wired for Words: Using Noninvasive Brain Stimulation To Explore the Language System and Enhance Aphasia Recovery

SPEAKER: Roy Hamilton, MD, MS, FAAN, FANA, University of Pennsylvania

Treatments of Aphasia Based on Individuals' Cognitive and Neural Mechanisms of Deficits

SPEAKER: Argye Hillis, MD, MA, FANA, Johns Hopkins University

Lemborexant, A Dual Orexin Receptor Antagonist, Reduces Infarct Volume, Restores Altered Sleep, and Improves Behavioral Deficits After Stroke

SELECTED ABSTRACT PRESENTER: Hee Ra Jung, BA, Washington University in St. Louis School of Medicine

Cross-Cutting Special Interest Group

Neuroinflammation and Neuroinfection*

Sunday | 3:30 - 5:00 PM
Grand Ballrooms 1- 2 (Third Floor Level)

CHAIR: Felicia Chow, MD, MAS, University of California, San Francisco

CO-CHAIR: Allen Aksamit, MD, FANA, Mayo Clinic, Rochester, MN

While the host immune response is critical to effectively eradicating pathogens that cause CNS infections, exuberant inflammation can be a greater driver of morbidity and mortality than the infection itself. Increasing recognition of the pathophysiologic mechanisms and distinct immunologic pathways underlying CNS Inflammation has led to targeted host-directed strategies to mitigate neurologic injury often seen in devastating CNS infections like TB and cryptococcal meningitis. In this cross-cutting SIG, we will learn from US and global leaders in the field about the double-edged sword that is an effective, functional host immune response and the resulting inflammation that can both save a patient's life and place them at grave risk. Building on the latest scientific advances in the field, participants will have a more nuanced understanding of the complex interplay between the host immune system and inflammation as well as the paradox of using immune-modulatory therapy to treat patients with CNS infections.

LEARNING OBJECTIVES:

At the conclusion of this session, attendees should be able to:

- Characterize the host immune response in TB meningitis and other CNS infections.

- Recognize the clinical presentation and diagnostic considerations in paradoxical immune response in TB meningitis and other CNS infections.
- Identify immune pathways underlying the host inflammatory response in CNS infections and candidate treatments to target these pathways.

The Host Immune Response in TB Meningitis and Other CNS Infections

SPEAKER: Prashanth Ramachandran, MBBS, PhD, The Peter Doherty Institute for Infection and Immunity

Immune Modulation of Cryptococcal Inflammatory Syndromes

SPEAKER: Peter Williamson, MD, PhD, National Institutes of Health, National Institute of Allergy and Infectious Diseases

Perplexing Paradoxical Reactions

SPEAKER: Maura Manion, MD, National Institute of Allergy and Infectious Diseases

Compartmentalized Biomarker Correlations in HIV: Plasma-CSF Relationships Vary by BBB Permeability and Viral Suppression

SELECTED ABSTRACT PRESENTER: Ronald Ellis, MD, PhD, FANA, University of California, San Diego

Unclassified Neural IgGs: Immune Profiling Algorithm to Characterize Autoimmune Synaptic Biomarkers

SELECTED ABSTRACT PRESENTER: Michael Gilligan, MBBCh, BAO, Mayo Clinic, Rochester, MN

Cross-Cutting Special Interest Group

Neurodegeneration and Cell Death*

Sunday | 3:30 - 5:00 PM
Grand Ballrooms 7 - 8 (Third Floor Level)

CHAIR: Albert A. (Gus) Davis, MD, PhD, Washington University in St. Louis

CO-CHAIR: Bruno Benitez, MD, Beth Israel Deaconess Medical Center

This session will present basic and translational science on the topic of mechanisms of neurodegeneration.

LEARNING OBJECTIVES:

At the conclusion of this session, attendees should be able to:

- Discuss recent basic research findings related to the mechanisms of neurodegeneration.
- Describe translational research relevant to neurodegeneration.
- Explain how communication between basic and translational scientists, academicians, and industry scientists could be improved.

The Hidden Biology of Neuronal Lysosomes in Health and Disease

SPEAKER: Michael Ward, MD, PhD, National Institute of Neurological Disorders and Stroke

Towards Precision Medicine for Neurodegenerative Diseases

SPEAKER: Nilüfer Ertekin-Taner, MD, PHD, FANA, Mayo Clinic, Jacksonville, FL

Serine Palmitoyltransferase (SPT)-related Neurodegenerative and Neurodevelopmental Disorders

SPEAKER: Payam Mohassel, MD, FANA, Johns Hopkins University

Commander Complex Regulates Lysosomal Function and is Implicated in Parkinson's Disease Risk

SELECTED ABSTRACT PRESENTER: Georgia Minakaki, MSc, PhD, Northwestern University

CRISPR-Based Screens to Uncover Chaperone Modifiers of Polyglutamine Protein Aggregation

SELECTED ABSTRACT PRESENTER: Biswarathan Ramani, MD, PhD, University of California, San Francisco

Cross-Cutting Special Interest Group

Neurodevelopmental Disorders from Conception and Beyond*

Sunday | 3:30 - 5:00 PM
Grand Ballrooms 3 - 4 (Third Floor Level)

CHAIR: Eboni Lance, MD, PhD, Kennedy Krieger Institute

CO-CHAIR: Xiaochang Zhang, PhD, University of Chicago

Brain development in utero is a complex process where several factors can influence outcomes. Between parental genetics, environmental exposures, and placental function alone, numerous physiological and environmental factors can lead to various neurodevelopmental and psychiatric disorders. Awareness of these challenges when providing care for both children and adults may impact etiologic investigation and treatment options. This session will focus on prenatal and antenatal factors which impact neurodevelopment and may inform understanding of the potential impact of these factors on pediatric and adult outcomes and identification of potential future diagnostic and therapeutic targets.

LEARNING OBJECTIVES:

At the conclusion of this session, attendees should be able to:

- Discuss the impact of various placental factors on neurodevelopment.
- Discuss the impact of various environmental factors on neurodevelopment.
- Discuss the interplay of maternal genetics and epilepsy treatment on neurodevelopment.

Modeling Placental Growth Factor Contributions to Neurodevelopmental Disorders

SPEAKER: Hanna Stevens, MD, PhD, University of Iowa Carver College of Medicine

Impact of Maternal Genetic Variants on their Children's Neurodevelopmental Outcomes After Fetal Antiseizure Medication Exposure

SPEAKER: Yi Li, MD, PhD, Stanford University

Harnessing the Power of Fetal MRI in Studying the Prenatal Origins of Neurodevelopmental Disorders

SPEAKER: Catherine Limperopoulos, PhD, Children's National Hospital

Somatic Mutations in Focal Epilepsy Identified Through Re-Analysis of Epilepsy Consortium Exome Data

SELECTED ABSTRACT PRESENTER: Diane Shao, MD, PhD, Boston Children's Hospital

Coffee Break

Sunday | 5:00 - 5:30 PM
Harborside Foyer (Fourth Floor Level)

Education Innovation Committee Connection

Sunday | 5:15 - 5:45 PM
Falkand (Fourth Floor Level)

Poster Presentation and Reception

Poster presenters will be in attendance.

Sunday | 5:30 - 7:00 PM
Harborside Ballroom (Fourth Floor Level)

New Member Meet and Greet with ANA Leaders Past, Present, and Future

(By Invitation Only)

Sunday | 7:00 - 8:30 PM
Waterview Ballroom (Lower Lobby Level)

Satellite Symposium

Optimizing Evidence-Based Care in Generalized Myasthenia Gravis: Advances in FcRn Antagonist Therapy and Personalized Treatment Strategies

PROVIDED BY: PRIME EDUCATION, LLC, AN ANA2025 PLATINUM LEVEL SPONSOR!

Sunday | 7:30 - 8:30 PM
Grand Ballrooms 5 - 6 (Third Floor Level)

CHAIR: Michael R. Stinchon, Jr., RPh

SPEAKER: Ali Habib, MD

SPEAKER: James F. Howard, Jr., MD

The live symposium, led by two nationally recognized gMG experts and a clinical moderator, will provide an in-depth examination of generalized myasthenia gravis (gMG), focusing on the latest advancements in neonatal Fc receptor (FcRn) antagonist therapy. Experts will explore the mechanistic role of FcRn antagonism in gMG, its impact on albumin homeostasis, and current clinical safety and efficacy data, emphasizing their implications for practice, including patient selection and individualized care.

Furthermore, expert faculty will address strategies for monitoring patients on FcRn antagonist therapy to ensure optimal long-term efficacy and safety outcomes. At key points during the symposium, the faculty will introduce interactive, case-based polling questions with multiple-choice answers designed to assess learners' current knowledge, competence, and attitudes, while actively engaging them in applying the latest evidence.

LEARNING OBJECTIVES:

- Explain the mechanism of action of FcRn antagonists and how it targets the underlying pathophysiology of gMG.
- Evaluate the latest clinical safety and efficacy data supporting the use of FcRn antagonists in gMG treatment.
Identify appropriate candidates for FcRn antagonist therapy by evaluating key clinical indicators and patient-specific factors.
- Develop personalized FcRn antagonist treatment plans, considering dosing, delivery method, and patient goals.
- Apply effective monitoring strategies for FcRn antagonist therapy, accounting for its effects on albumin recycling and patient safety.

MONDAY, SEPTEMBER 15, 2025

Registration Opens

Saturday | 6:30 AM
Harborside Registration Kiosk
(Fourth Floor Level)

Grab-and-Go Breakfast

Monday | 6:30 - 8:30 AM
Harborside Foyer (Fourth Floor Level)

Editorial Board Breakfast

(By Invitation Only)

Monday | 7:00 - 8:30 AM
Grand Ballrooms 1 - 2 (Third Floor Level)

Professional Development Workshop Early Career Level

Promoting the Careers of International Medical Graduates*

Monday | 7:00 - 8:30 AM
Grand Ballrooms 3 - 4 (Third Floor Level)

CHAIR: Jayant Acharya, MD, DM, FANA, Southern Illinois University

CO-CHAIR: Erica Schuyler, MD, FAAN, FANA, Hartford Healthcare

International Medical Graduates (IMGs) make up close to one-third of our neurology trainees and one-quarter of our workforce. They play a major role in providing greater access to health care for millions of patients, especially in underserved regions. With the current shortage of neurologists—projected to increase over the next few decades—there is an even greater need for IMG neurologists. To remain in the US after training, IMGs face numerous visa-related and other challenges that can limit their scope of practice and range of opportunities in academic medicine. It is essential for training directors, supervising faculty, and hiring chiefs/chairs to understand the unique needs of IMGs before, during, and after their training. This session will allow attendees to:

- Understand the pathway to training in the US including types of visas, reporting requirements and unique needs during the onboarding/orientation process.

- Understand the hiring methods and visa options for IMG faculty training on a J-1 visa.
- Learn about funding options for IMG physicians planning to pursue an academic or clinician-scientist career path.

LEARNING OBJECTIVES:

At the conclusion of this session, attendees should be able to:

- Illustrate visa issues faced by IMG neurologists.
- Highlight challenges and opportunities for IMG neurologists pursuing academic careers.
- Provide recruitment and counseling strategies for IMG neurologists.

Promoting Neurology in the US: International Medical Graduates

SPEAKER: Abhimanyu Mahajan, MD, MHS, University of Cincinnati

Immigrant Neurologists in the Physician-Scientist Pipeline

SPEAKER: Imama Naqvi, MD, MS, Columbia University

Hiring and Promoting the Career Development of IMGs: A Chairs' Perspective

SPEAKER: Jayant Acharya, MD, DM, FANA, Southern Illinois University

Immigration Topics for Chairs 101

SPEAKER: Erica Schuyler, MD, FAAN, FANA, Hartford Healthcare

Professional Development Workshop Early to Mid-Career Level

Communicating Your Science* JEC

Monday | 7:00 - 8:30 AM
Grand Ballrooms 7 - 8 (Third Floor Level)

CHAIR: Kelly Sloane, MD, MS, University of Pennsylvania

CO-CHAIR: Jennifer Orthmann-Murphy, MD, PhD, University of Pennsylvania

This interactive workshop focuses on tools for communicating your science to non-scientists. The ability to effectively and concisely describe your science to a non-scientific audience (e.g., philanthropists, journalists) is an essential part of advancing both your career and your research. We will hear from speakers with expertise in public speaking and non-scientists on social media communication. During this session, you will also be encouraged to engage with your colleagues and practice presenting your own research.

LEARNING OBJECTIVES:

At the conclusion of this session, attendees should be able to:

- Develop a summary to explain verbally their science to non-scientists/clinicians.
- Apply approaches to communicating about their research or clinical interests with non-scientific or clinical audiences in an oral presentation or their social media.
- Create and deliver an "elevator pitch" that can be modified to meet the backgrounds of various audience members.

Communicating Your Science to Potential Donors and Philanthropists

SPEAKER: S. Andrew Josephson, MD, FANA, University of California, San Francisco

Writing for the Untrained Eye

SPEAKER: Sara Manning Peskin, MD, MS, University of Pennsylvania

Communicating Your Science on Social Media

SPEAKER: Richard Choi, DO, FNCS, MedStar Franklin Square

AUPN Professional Development Workshop

Holistic Review of Residency Applicants*

Monday | 7:00 - 8:30 AM
Laurel A - B (Fourth Floor Level)

CHAIR: Larry B. Goldstein, MD, FAAN, FANA, FAHA, University of Kentucky

Medical schools and standardized examinations have largely moved to pass/fail systems. Following the Supreme Court ruling, several items in the ERAS system are now blocked until interview decisions are finalized. These changes have led to new approaches in the selection and evaluation of resident candidates, including the use of “holistic” reviews. This presentation will discuss the approaches being used by three residency programs.

LEARNING OBJECTIVES:

At the conclusion of this session, attendees should be able to:

- Be able to describe the “holistic” review process.
- Discuss strategies that can be used to select residency candidates to invite for interviews.
- List different approaches to guide the interview process.

Perks and Pitfalls of the Changing Residency Landscape

SPEAKER: Angela Hays Shapshak, MD, University of Alabama at Birmingham

Holistic Review of Residency Applicants

SPEAKER: Zain Guduru, MD, FAAN, FANA, University of Kentucky

Holistic Review of Residency Applicants

SPEAKER: Jaffar Khan, MD, Emory University

Break

Monday | 8:30 - 8:45 AM

Plenary Session

Navigating Diagnostic Odysseys of Undiagnosed Diseases in Neurology: Emerging Paradigms Using Deep Phenotyping and Omics-based Approaches

Monday | 8:45 - 10:45 AM
Orlando Ballrooms 5-6 (Third Floor Level)

CHAIR: Andrea Gropman, MD, FANA, St. Jude Children’s Research Hospital

CO-CHAIR: Peter Todd, MD, PhD, FANA, University of Michigan

Undiagnosed diseases, often characterized by complex, long-standing symptoms, remain a major challenge in neurology, with over 50% of undiagnosed cases presenting with a neurological phenotype. These conditions fall into four categories: atypical presentations of common or rare diseases, typical presentations of rare diseases, and entirely unknown disorders. Despite advancements in clinical diagnostics, including exome sequencing, over half of rare disease patients remain undiagnosed, hindering targeted treatments and therapeutic development. The economic burden is immense, stemming from unnecessary medical evaluations, ineffective treatments, and lost productivity.

The NIH’s Undiagnosed Diseases Network has made significant progress in addressing these challenges through team science, advanced genomic technologies, and deep clinical phenotyping. This session will explore diagnostic strategies—including emerging technologies like long-read sequencing and multiomics—while addressing barriers to equitable access. By fostering collaboration and critical thinking, this symposium aims to bridge gaps in neurological diagnosis and improve patient outcomes.

LEARNING OBJECTIVES:

At the conclusion of this session, attendees should be able to:

- Identify the key categories of undiagnosed neurological diseases and discuss the diagnostic approach to work up of an unknown neurological disease using first line diagnostics.

- Evaluate the role of advanced genomic technologies, including whole-genome sequencing, long-read sequencing, and multi-omics approaches, in diagnosing complex neurological conditions.
- Apply principles of deep clinical phenotyping, including detailed medical, neurological, and family history-taking, and team-based collaboration to improve diagnostic accuracy and reduce the diagnostic odyssey for patients with undiagnosed neurological diseases.

Introduction to Undiagnosed Diseases, Current Challenges, and Translating Omics-based Tools to the Clinic

SPEAKER: Bharatendu Chandra, MD, FACMG, University of Iowa

Commonly Underdiagnosed and Misdiagnosed Neurometabolic Disorders, and a Window to Personalized Medicine

SPEAKER: Lisa Emrick, MD, Baylor College of Medicine

Diagnoses and Precision Therapeutics in Developmental Epileptic Encephalopathies: SCN2A

SPEAKER: Olivia Kim-McManus, MD, University of California, San Diego, Rady Children's Institute for Genomic Medicine

A Novel Mechanism of Temperature-sensitive Seizures

EMERGING SCHOLAR PRESENTER: Patrick Lawlor, MD, PhD, C.S. Mott Children's Hospital at the University of Michigan

The Effect of Sigma-1 Receptor Agonism in Rat Model of Infantile Epileptic Spasm Syndrome

EMERGING SCHOLAR PRESENTER: Antonia Schonwald, MS, New York Medical College

AWARD PRESENTATIONS:

DISTINGUISHED NEUROLOGY TEACHER AWARD: Josph Safdieh, MD, FAAN, FANA, Weill Cornell Medical College

ANA Award for Excellence in the category of Clinical and Scientific Excellence – Novel Scientific Career Based Contributions >15 Years

SPEAKER: Merit Cudkowicz, MD, FANA, Massachusetts General Hospital

Executive Session of Membership

All ANA members are encouraged to attend.

Monday | 10:50 - 11:45 AM
Grand Ballrooms 5 - 6 (Third Floor Level)

Grab-and-Go Lunch

Monday | 11:45 - 12:45 PM
Harborside Foyer (Fourth Floor Level)

Restorative Music Session

Monday | 12:00 PM - 12:30 PM
Grand Ballrooms 9-10 (Third Floor Level)

Poster Viewing

Monday | 12:00 PM - 7:00 PM
Harborside Ballroom (Fourth Floor Level)

Interactive Lunch Workshop

Neurogenetics- From Bench to Bedside*

Monday | 12:00 - 1:00 PM
Laurel C - D (Fourth Floor Level)

CHAIR: Richa Tripathi, MD, Emory University

CO-CHAIR: Farinaz Safavi, MD, PhD, National Institutes of Health

This session delves into neurogenetics, a rapidly growing field. Over the past few decades, the genetic etiology of various neurological disorders has been identified. However, most clinical neurologists have not received formal training in neurogenetics. Although providers encounter numerous neurogenetic cases, they often struggle with the nuances of genetic testing, including various methodologies such as chromosomal microarray analysis, next-generation sequencing, repeat expansion testing, and exome- or genome-based sequencing¹.

Interpreting the results from such tests can also be challenging in many instances. This issue is especially critical due to the shortage of trained genetic counselors and clinical geneticists nationwide who can assist in these scenarios. The situation is further complicated by the commercial availability of direct-to-consumer genetic testing. Interpreting results from such non-targeted tests can be difficult, particularly in the absence of relevant clinical symptoms².

With the rapid advancement of treatments in the field of neurogenetics, it is imperative that educational programs offering training in this area become more widely accessible. This session aims to introduce the audience to the basics of neurogenetic testing techniques, help identify clinical scenarios that may warrant genetic testing, and highlight gene therapy-based treatments available for certain genetic disorders^{3,4}.

LEARNING OBJECTIVES:

At the conclusion of this session, attendees should be able to:

- Discuss the various genetic testing techniques and how to appropriately order for the specific test.
- Discuss the interpretation of genetic results such as non-pathogenic mutations, variant of unknown significance, etc.
- Assess the risks and benefits of new treatments for these disorders.

Clinical Adult Neurogenetics from Bedside to Basics

SPEAKER: Patricia Greenstein, MBBCh, Beth Israel Deaconess Medical Center

Complex Genetics: From Discovery to Clinical Applications

SPEAKER: Sonja Scholz, MD, PhD, FANA, National Institutes of Health

Overview of Gene Therapy Interventions for Neurological Diseases

SPEAKER: Payam Mohassel, MD, FANA, Johns Hopkins University

Interactive Lunch Workshop

Neurologic Disease Biomarkers - When Are They Ready for Routine Clinical Use?*

Monday | 12:00 - 1:00 PM
Essex A - C (Fourth Floor Level)

CHAIR: Albert A. (Gus) Davis, MD, PhD, Washington University in St. Louis

CO-CHAIR: Liana Rosenthal, MD, PhD, Johns Hopkins University

This session will cover recent developments in biomarkers for neurologic disease. In particular, this session will examine factors that are important for consideration for when biomarkers that are well-characterized in clinical and translational research settings are appropriate to deploy in routine clinical practice. Important areas for discussion will include sensitivity, specificity, clinical utility, value, and applicability across heterogeneous patient populations.

LEARNING OBJECTIVES:

At the conclusion of this session, attendees should be able to:

- Understand recent progress in biomarker development for neurologic diseases.
- Recognize the limitations of existing and emerging biomarkers.
- Assess areas of unmet need for future biomarker development.

Diagnostic Development for Traumatic Brain Injuries to Change Clinical Care

SPEAKER: Jessica Gill, PhD, Johns Hopkins University

Alpha-synuclein Skin and CSF Biomarkers in Clinical Care

SPEAKER: David Coughlin, MD, MTR, University of California, San Diego

Biomarkers in Neuro-Oncology

SPEAKER: Alyx Porter, MD, Mayo Clinic, Phoenix, AZ

Interactive Lunch Workshop

Geographic Disparities in Neurology: Final Frontiers*

Monday | 12:00 - 1:00 PM
Grand Ballrooms 3- 4 (Third Floor Level)

CHAIR: Amanda Jagolino-Cole, MD, FANA, University of Texas Health Science Center at Houston

CO-CHAIR: Muhib A. Khan, MBBS, MD, Mayo Clinic, Rochester, MN

As the field of neurology continues to strive towards more equitable patient care and research, geographic influences can provide additional context. Understanding geographical disparities can support a framework for addressing social determinant of health and healthcare disparities in neurology, especially when considering the shortage of neurologists in practice.

LEARNING OBJECTIVES:

At the conclusion of this session, attendees should be able to:

- Define current geographic barriers for both patients to neurologic care and clinician researchers to include patients residing in neurologically underserved areas in research and innovation.
- Define and contrast current strategies to mitigate geographic barriers to neurologic care and increase representation of patients residing in rural and other neurologically underserved settings in clinical research.
- Apply understanding of current state in geographic disparities in neurology and current strategies to optimize care for neurologic patients, inclusion in clinical research, and research on new innovations to mitigate geographic disparities.

Geographic Barriers to Neurological Care

SPEAKER: Marisa McGinley, DO, Cleveland Clinic

Geographic Perspectives on Healthcare Utilization and Quality

SPEAKER: Chloé Hill, MD, MS, University of Michigan

Digital, Technological, and Other Strategies to Overcome Geographic Barriers for Neurologic Patients

SPEAKER: Brian Johnson, MD, University of Utah

Interactive Lunch Workshop

Sports Neurology/Neurorecovery in the Setting of TBI and Concussion*

Monday | 12:00 - 1:00 PM
Kent A - C (Fourth Floor Level)

CHAIR: Andrea Schnieder, MD, PhD, University of Pennsylvania

CO-CHAIR: Katie Hunzinger, PhD, ACSM-CEP, CPT, Thomas Jefferson University

This session will introduce the audience to the emerging field of sports neurology and discuss the health impacts of concussions and repetitive head impacts. This session will include presentations from adult and pediatric concussion and brain trauma specialists, as well as sleep and epilepsy specialists in neurology.

LEARNING OBJECTIVES:

At the conclusion of this session, attendees should be able to:

- Understand the role of sleep in recovery from sport-related TBI/concussion.
- Understand the long-term clinical and pathological outcomes in sport-related TBI/concussion.
- Differentiate the recovery timelines between adult and pediatric sport-related TBI/concussion.

Not Just Little Adults: Recovery and Persisting Symptoms after Pediatric Concussion

SPEAKER: Christopher Giza, MD, University of California, Los Angeles

Maximizing Athletic Performance and Safety Through Sleep Optimization

SPEAKER: Joanna Fong-Isariyawongse, MD, FAAN, University of Pittsburgh

Opportunities for Intervention with Concussion and Long-Term Function

SPEAKER: Benjamin Brett, PhD, Medical College of Wisconsin

Interactive Lunch Workshop

Neurovascular Interactions: Mechanisms, Imaging, Therapeutics

Monday | 12:00 - 1:00 PM
Dover A - C (Third Floor Level)

CHAIR: Katerina Akassoglou, PhD, FANA, University of California, San Francisco

CO-CHAIR: Mark Wainwright, MD, PhD, FANA, Seattle Children's Hospital

This session will explore emerging neurovascular mechanisms, with a focus on cellular and molecular processes at the brain barriers; the bidirectional regulation of neuroimmune activation; the development of vascular, fluid, and imaging biomarkers; and innovative therapeutic interventions for a variety of neurological diseases. Renowned speakers will present cutting-edge research on vascular and immune mechanisms in Alzheimer's disease, multiple sclerosis, and stroke, highlighting novel therapeutic interventions, biomarkers, and clinical trial approaches to treatment.

LEARNING OBJECTIVES:

At the conclusion of this session, attendees should be able to:

- Describe emerging neurovascular mechanisms and their implications for neurological diseases such as Alzheimer's, multiple sclerosis, and stroke.
- Explain the role of cellular and molecular processes at brain barriers in regulating neuroimmune activation.
- Identify innovative biomarkers for early diagnosis and monitoring of neurovascular and neuroimmune conditions.

The Immunology of Stroke and Dementia: Relevance to Abeta Immunotherapy

SPEAKER: Costantino Iadecola, MD, FANA, Weill Cornell Medicine

Blood Drivers of Neurodegeneration: From Mechanisms to Clinical Trials

SPEAKER: Katerina Akassoglou, PhD, FANA, University of California, San Francisco

Emerging Vascular Biomarkers for Alzheimer's Disease and Related Dementias

SPEAKER: Fanny Elahi, MD, PhD, Icahn School of Medicine at Mount Sinai

Interactive Lunch Workshop

Decision-Making Impairments in Patients with Neurological Disease: Underlying Brain Mechanisms and Treatment Considerations *

Monday | 12:00 - 1:00 PM
Grand Ballrooms 7 -8 (Third Floor Level)

CHAIR: Andrew Kayser, MD, PhD, FANA, University of California, San Francisco

CO-CHAIR: Winston Chiong, MD, PhD, University of California, San Francisco

Impairments in decision-making directly affect medical care and financial decisions, and they characterize many neurological and psychiatric disorders, often with a direct influence on the course of disease. Novel approaches to understanding these impairments—including behavioral and neuroeconomic tools, computational modeling, neuroimaging analytics, and pharmacological (and other) interventions—are providing insights into their neural correlates and potential remediation. This session will illustrate how a deeper understanding of the neural basis of decision-making in patient populations can help move neurology toward new treatments.

To lead off the workshop, Dr. Husain will discuss decision-making under uncertainty in patients with neurological conditions, building on his pioneering work in patient groups with subjective cognitive impairment and brain lesions in the medial temporal lobe. Dr. Kayser will then explore how evaluating more naturalistic, open-ended choices might expand our understanding of decision-making deficits. Lastly, Dr. Chiong will critically examine the ethical, health policy, and health equity implications of this work.

LEARNING OBJECTIVES:

At the conclusion of this session, attendees should be able to:

- Discuss the variety of cognitive deficits that can contribute to decision making impairments.
- Discuss the ways in which novel approaches might improve our ability to identify these decision making impairments sooner.
- Understand how ethical considerations inform our approach to decision making impairments.

Decision Making Under Uncertainty in Neurological Conditions

SPEAKER: Masud Husain, FMedSci, FRCP, PhD, FANA, University of Oxford

Mechanisms Underlying Open-Ended Decisions, and Their Disruption in Neurodegenerative Disease

SPEAKER: Andrew Kayser, MD, PhD, FANA, University of California, San Francisco

Frameworks for Decision-Making when Decision-Making is the Problem

SPEAKER: Winston Chiong, MD, PhD, University of California, San Francisco

Additional Lunch Workshop

Meet the Editors Luncheon (Invitation Only)* JEC

Monday | 12:00 - 1:00 PM
Grand Ballrooms 1 - 2 (Third Floor Level)

The Editors-in-Chief from the *Annals of Neurology*, *Annals of Clinical and Translational Neurology* and the *Annals of the Child Neurology Society* will host an interactive session to discuss the submission process, publishing tips, and other key topics of interest to attendees. There will be open question and answer during the session about the various operational aspects of the two official ANA journals. We will briefly review some basic aspects of the journals- manuscripts received, acceptance rates, key metrics of the review

process (time, etc.). The core of the session will be a Q and A with the attendees to address their questions related to submitting manuscripts, etc.

LEARNING OBJECTIVES:

At the conclusion of this session, attendees should be able to:

- Understand the process for submitting manuscripts to our journals.
- Discuss the factors making a prepared manuscript appropriate for individual journals.
- Discuss the essential components of the manuscript review process.

SPEAKER: E. Steve Roach, MD, FANA, University of Texas Dell Medical School

SPEAKER: Kenneth Tyler, MD, FANA, University of Colorado School of Medicine

SPEAKER: Ahmet Hoke, MD, PhD, FANA, Johns Hopkins University

Additional Lunch Workshop

AUPN Meet the Chairs: Navigating the Maze: Neurology in a Complex Healthcare System JEC

Monday | 12:00 - 1:00 PM
Laurel A - B (Fourth Floor Level)

CHAIR: John D. England, MD, FANA, Louisiana State University Health Sciences Center - New Orleans

In today's evolving healthcare environment, neurology leaders face increasing challenges in managing clinical, educational, and research priorities. This interactive session offers department chairs and aspiring leaders a collaborative platform to exchange insights and strategies for navigating the complexities of modern healthcare systems.

LEARNING OBJECTIVES:

At the conclusion of this session, attendees should be able to:

- Discuss the current environment of academic medicine.
- Discuss possible solutions to maintaining a robust pipeline of competent neurologists and researchers.
- Discuss what skills are necessary for current and future neurologists.

PANELIST: Barbara Vickrey, MD, MPH, FANA, Icahn School of Medicine at Mount Sinai

PANELIST: Steven Galetta, MD, FANA, NYU Langone Health

PANELIST: Merit Cudkowicz, MD, MSc, FANA, Massachusetts General Hospital

Break

Monday | 1:00 - 1:15 PM

Plenary Session

Derek Denny-Brown Young Neurological Scholars Symposium*

Monday | 1:15 - 3:30 PM
Grand Ballrooms 5 - 6 (Third Floor Level)

CHAIR: Laurie Gutmann, MD, FANA, Indiana University

CO-CHAIR: Amanda Peltier, MD, MS, FANA, Vanderbilt University

The Derek Denny-Brown Young Neurological Scholar Symposium is an opportunity for researchers to share groundbreaking research in the field of Neurology and Neuroscience. This symposium will feature presentations from the 2025 Derek Denny-Brown awardees, and the recipients of the Grass Foundation – ANA Award in Neuroscience, Audrey S. Penn Lectureship and Wolfe Research Prize for Identifying New Causes

or Novel Treatment of Neuropathy and Related Disorders awardees.

The ANA-Persyst IDEAS Professional Development Award recipient will also be recognized during the symposium.

LEARNING OBJECTIVES:

At the conclusion of this session, attendees should be able to:

- Recognize the significance of research contributions in the basic and clinical sciences by early and mid-career investigators in neurology and neuroscience.

β-Amyloid Induces Microglial Expression of GPC4 and APOE Leading to Increased Neuronal Tau Pathology and Toxicity

SPEAKER: Brandon Holmes, MD, PhD, University of California, San Francisco | 2025 Rising Star Award Recipient

Epilepsy Neurogenetics: From Mechanisms Towards Targeted Therapy

SPEAKER: Ethan Goldberg, MD, PhD, The Children's Hospital of Philadelphia | 2025 Derek Denny-Brown Young Neurological Scholar Award: Physician-Scientist – Basic Science Recipient

From Discovery to Diagnosis: A Translational Journey in Autoimmune Neurology

SPEAKER: Divyanshu Dubey, MD, FANA, Mayo Clinic, Rochester, MN | 2025 Derek Denny-Brown Young Neurological Scholar Award: Physician-Scientist – Clinical Recipient

Using Genetic Risk Scores to Guide Disease Outcomes in Multiple Sclerosis: A Genomics Approach in the Context of Cardiometabolic Comorbidity in MS

SPEAKER: Kathryn C. Fitzgerald, ScD, Johns Hopkins University | 2025 Derek Denny-Brown Young Neurological Scholar Award: Physician-Scientist – Neuroscientist Recipient

The Impact of Social Determinants on Brain Health for All

SPEAKER: Nicole Rosendale, MD, University of California, San Francisco | 2025 Audrey S. Penn Lectureship Award Recipient

Programmed Axon Death and Human Disease

SPEAKER: Michael Coleman, PhD, Cambridge University | 2025 Wolfe Research Prize for Identifying New Causes or Novel Treatment of Neuropathy and Related Disorders Award Recipient

AWARD PRESENTATION:

ANA-Persyst IDEAS Professional Development Award

SPEAKER: Sharon Chiang, MD, PhD, University of California, San Francisco

Refreshment Break

Monday | 3:15 PM - 3:45 PM
Harborside Foyer (Fourth Floor Level)

Traditional Special Interest Group

Cerebrovascular Disease*

Monday | 3:45 PM - 5:15 PM
Grand Ballrooms 3 - 4 (Third Floor Level)

CHAIR: Christoph Stretz, MD, FACP, FAAN, FANA, Brown University

CO-CHAIR: Michelle C. Johansen, MD, PhD, Johns Hopkins University

This session aims to provide important updates of interest to members of the American Neurological Association attending the Annual Meeting. Specifically, we will include a cross-section of contemporary and cutting-edge topics in stroke and brain health. The areas presented will include genetic and environmental risk factors for intracerebral hemorrhage, GLP-1 agonists: a promising drug in stroke prevention, and managing symptomatic carotid artery disease: using data over dogma.

These three areas reflect the research interests of many academic stroke neurologists attending the ANA's Annual Meeting. As a result, we anticipate strong attendance and expect the session to highlight the most up-to-date science from three leading experts in the field.

Additionally, we will feature the two best abstracts submitted to the Annual Meeting in two podium presentations. A third presentation slot will be dedicated to an early career abstract submission—from a trainee, Instructor, or Assistant Professor—to provide an opportunity for emerging researchers to present their work during the session. This initiative is intended to encourage future submissions from early career investigators and to foster ongoing involvement in the ANA throughout their academic careers.

LEARNING OBJECTIVES:

At the conclusion of this session, attendees should be able to:

- Describe key environmental and genetic risk factors for intracerebral hemorrhage.
- Discuss the benefits of GLP-1 agonists in cardiovascular risk reduction and stroke prevention.
- Summarize core treatment strategies for symptomatic carotid artery disease.

Management of Symptomatic Carotid Artery Stenosis: From Dogma to Data

SPEAKER: Seemant Chaturvedi, MD, FANA, University of Maryland School of Medicine

Genetic and Environmental Risk Factors for Intracerebral Hemorrhage

SPEAKER: Daniel Woo, MD, University of Buffalo

GLP 1 Agonists - A Promising Drug in Stroke Prevention

SPEAKER: Kathryn Rexrode, MD, MPH, Brigham and Women's Hospital, Harvard Medical School

Acute Stroke Reperfusion Therapies for Down Syndrome Patients: Nationwide Utilization Rates and Hospitalization Outcomes

SELECTED ABSTRACT PRESENTER: Diya Gandhi, RA, Yale School of Medicine

Neuregulin 1 as a Predictor of Severity and Outcome among Patients with Acute Intracerebral Hemorrhage in a Ghanaian Hospital

SELECTED ABSTRACT PRESENTER: Priscilla Abrafi Opare-Addo, MD, MWACP, The Komfo Anokye Teaching Hospital (KATH), Ghana

Intravenous Thrombolysis in Minor Acute Ischemic Stroke: A Comprehensive Meta-Analysis of Randomized Controlled Trials

SELECTED ABSTRACT PRESENTER: Mohamed Doheim, MD, University of Pittsburgh School of Medicine

Traditional Special Interest Group

What's New in Neuro-ophthalmology and Neurovestibular Disease*

Monday | 3:45 PM - 5:15 PM
Kent A - C (Fourth Floor Level)

CHAIR: Neena Cherayil, MD, Northwestern University

CO-CHAIR: Lindsey De Lott, MD, MS, University of Michigan Medicine

Neuro-ophthalmologists and neuro-otologists study and treat complex neurologic diseases that impact the visual and vestibular systems. Both fields rely heavily on precise neurologic examination as well as accurate interpretation of specialized diagnostic testing, skills that often seem intimidating for the neurologist given lack of uniform didactic exposure during training. In this Special Interest Group session, leaders in the fields of neuro-ophthalmology and neuro-otology will present cutting-edge research on the diagnosis and management of neuro-ophthalmic and neuro-vestibular disease. Speakers will highlight the advent of technologies such as generative artificial intelligence and optical coherence tomography in the evaluation of adult and pediatric neurologic conditions including central vision loss, nystagmus, and optic neuritis. By the completion of this session, participants will understand the role of emerging technologies to diagnose and manage neuro-ophthalmic and neuro-vestibular disease.

LEARNING OBJECTIVES:

At the conclusion of this session, attendees should be able to:

- Apply novel diagnostic techniques in evaluation of abnormal eye movements.
- Describe the role of optical coherence tomography in the updated diagnostic criteria for multiple sclerosis.

- Understand the assessment for central vision loss using generative artificial intelligence.

Artificial Intelligence-Based Ocular Motor Biomarkers of Neurologic Disease

SPEAKER: Kemar Green, DO, FANA, Johns Hopkins University

Generative AI in Evaluation of Central Vision Loss in Children

SPEAKER: Melinda Chang, MD, Children's Hospital Los Angeles, University of Southern California

Optic Nerve and OCT in the Diagnosis of MS

SPEAKER: Elias Sotirchos, MD, Johns Hopkins University

Age Related Changes Impair Neutrophil Plasticity and Regeneration after Optic Nerve Trauma

SELECTED ABSTRACT PRESENTER: Andrew Sas, MD, PhD, Ohio State University

The Vestibular Patient Journey: Insights from Vestibular Disorders Association (Ve-DA) Patient Registry

SELECTED ABSTRACT PRESENTER: Ali Rafati, MD, MPH, Johns Hopkins University

Traditional Special Interest Group

Headache & Pain*

Monday | 3:45 PM - 5:15 PM
Laurel A - B (Fourth Floor Level)

CHAIR: Nina Riggins, MD, PhD, FANA, FAAN, FAHS, VA Palo Alto

CO-CHAIR: Shae Datta, MD, NYU Langone Health

This session will provide timely updates on the management of chronic headache and pain. Migraine is one of the leading causes of global disability. The session will offer a comprehensive overview of the migraine journey in both children and adults. An integrative approach to managing migraine in women will also be discussed. Additionally, the session will provide practical guidance on patient-centered approaches to addressing cervicogenic headache, post-traumatic headache, neurorecovery, and the role of sleep in headache disorders.

LEARNING OBJECTIVES:

At the conclusion of this session, attendees should be able to:

- List migraine - specific medications and devices.
- Describe role of sleep in chronic pain.
- Discuss management of cervicogenic headache, post-traumatic headache.

Neuromodulation Targets for Headache Disorders

SPEAKER: QiLiang Chen, MD, PhD, VA Palo Alto Health-care System, Stanford University

Sleep and Pain: Breaking the Vicious Cycle

SPEAKER: Joanna Fong-isariyawongse, MD, FAAN, University of Pittsburgh

Updates in Pediatric Headache

SPEAKER: Christopher Oakley, MD, Johns Hopkins University

Integrative Approach Managing Women's Migraine

SPEAKER: Shae Datta, MD, NYU Langone Health

From Pediatric to Adult Headache Management

SPEAKER: Nina Riggins, MD, PhD, FANA, FAAN, FAHS, VA Palo Alto

Traditional Special Interest Group

Movement Disorders*

Monday | 3:45 PM - 5:15 PM
Grand Ballrooms 7 - 8 (Third Floor Level)

CHAIR: Chi-Ying (Roy) Lin, MD, MPH, FAAN, Baylor College of Medicine

CO-CHAIR: Joohee Jimenez-Shahed, MD, Icahn School of Medicine at Mount Sinai

This session is particularly timely, as it presents groundbreaking insights and advancements in the management of complex neurological conditions. This year's highlights—including spinocerebellar ataxias (SCAs), dystonic cerebral palsy, and deep brain stimulation for Parkinson's disease (PD)—address significant challenges in clinical practice, necessitating innovative therapeutic strategies.

Dr. Sheng-Han Kuo from Columbia University will explore the transformative potential of trotiluzole in SCA therapy, highlighting recent clinical trial developments and outcome measures that are reshaping therapeutic approaches. With a specific focus on child neurology, Dr. Bhooma Aravamuthan of Washington University will discuss modulation of striatal cholinergic interneuron activity to mitigate dystonic cerebral palsy, offering crucial insights into dystonia pathophysiology and management. Dr. Todd Harrington from Massachusetts General Hospital will present on the cutting-edge application of beta-band local field potentials as control signals for adaptive deep brain stimulation (aDBS) in PD, providing practical strategies for optimizing aDBS programming.

This session is essential for clinicians, researchers, and healthcare professionals seeking to deepen their understanding of current advancements and integrate these innovations into practice. Attendees will gain valuable knowledge about clinical trials, neurophysiological modulation, and adaptive aDBS technology, empowering them to improve patient outcomes in the realm of movement disorders.

LEARNING OBJECTIVES:

At the conclusion of this session, attendees should be able to:

- Understand the importance of natural history study on the therapeutic development for rare diseases.
- Understand the novel therapies for spinocerebellar ataxias.
- Understand the propensity-matched analyses and the use in the context of clinical trials.

Chronic Striatal Cholinergic Interneuron Excitation Causes Cerebral Palsy-Related Dystonic Behavior in Mice

SPEAKER: Bhooma Aravamuthan, MD, Dphil, Washington University in St. Louis

Trotiluzole in Focus: Transforming the Landscape of SCA Therapy

SPEAKER: Sheng-Han Kuo, MD, FANA, Columbia University

Adaptive Deep Brain Stimulation in Parkinson's Disease

SPEAKER: Todd Herrington, MD, PhD, Massachusetts General Hospital, Harvard Medical School

Long-term Sustained Improvement of Neurological Symptoms in Wilson Disease Patients on Tiomolybdate Choline

SELECTED ABSTRACT PRESENTER: Matthew Lorincz, MD, PhD, University of Michigan

Cortical Interneuron Imbalance in Huntington's Disease: Implications for Therapeutic Strategies to Correct Developmental Critical Period and Circuit Disruptions

SELECTED ABSTRACT PRESENTER: Yagiz Altun, MD, PhD, Albert Einstein College of Medicine

- Discuss potential resistance mechanisms that attenuate anti-glioblastoma immune response.
- Assess the risks and benefits of various types of cell- and vaccine-based immunotherapies for glioblastoma.

Revisiting Immune Checkpoints in Medulloblastoma

SPEAKER: Allison Martin, MD, Albert Einstein College of Medicine

Reprogramming the Glioblastoma Microenvironment: From Immune Suppression to Immune Activation

SPEAKER: Adilia Hormigo, MD, PhD, FANA, Albert Einstein College of Medicine

STING: A Pathway Forward for Immunotherapy in Gliomas

SPEAKER: Rimas Lukas, MD, FANA, Northwestern University

Diagnostic Considerations for Neurolymphomatosis: A Natural History Analysis

SELECTED ABSTRACT PRESENTER: Francesca Rothell, ScM, BA, The Robert Larner, M.D. College of Medicine at The University of Vermont

Traditional Special Interest Group

Neuro-oncology: Immunotherapy for Glioblastoma*

Monday | 3:45 PM - 5:15 PM
Laurel C - D (Fourth Floor Level)

CHAIR: Eric Wong, MD, FANA, Rhode Island Hospital

CO-CHAIR: Adilia Hormigo, MD, PhD, FANA, Albert Einstein College of Medicine

In the past decade, there has been a proliferation of clinical and translational studies using immunomodulatory agents or cells against adult glioblastoma, a deadly malignancy in the brain. Although initial trials using off-the-shelf checkpoint inhibitors did not improve progression-free survival or overall survival in this population, newer strategies like patient derived personalized cellular immunotherapy, neoantigen peptide vaccine, and CAR-T therapy show promise. In this session, we will review some of these advanced immunotherapy strategies for glioblastoma.

LEARNING OBJECTIVES:

At the conclusion of this session, attendees should be able to:

- Discuss the various types of cell- and vaccine-based immunotherapies against glioblastoma.

Traditional Special Interest Group

Sleep Disorders and Circadian Rhythms*

Monday | 3:45 PM - 5:15 PM
Grand Ballrooms 1 - 2 (Third Floor Level)

CHAIR: Aleksandar Videnovic, MD, MSc, FANA, Massachusetts General Hospital

CO-CHAIR: Gordon F. Buchanan, MD, PhD, FAES, FANA, University of Iowa Carver College of Medicine

This session will feature invited presentations on sleep and epilepsy, REM Sleep Behavior Disorder (RBD), and Circadian Medicine. Sleep can affect seizures, and sleep deprivation is a common trigger of seizures. Some epilepsy syndromes are highly related to sleep. RBD is considered a prodromal stage of evolving synuclein-specific neurodegenerative disorders and under-

standing its progression biomarkers is critical for the therapeutic development of disease-modifying treatments. Circadian Medicine has emerged as a novel field that aims to employ biological clock and circadian system as a diagnostic and therapeutic target.

LEARNING OBJECTIVES:

At the conclusion of this session, attendees should be able to:

- Discuss the associations between sleep, circadian rhythms, and epilepsy.
- Discuss the NAPS RBD Consortium and biomarkers of RBD progression.
- Discuss the rationale for circadian medicine in health and disease.

Observations from the North American Prodromal Synucleinopathy (NAPS) Consortium

SPEAKER: Albert A. (Gus) Davis, MD, PhD, Washington University in St. Louis

Sleep and Timing in Seizures, Epilepsy, and SUDEP

SPEAKER: Gordon F. Buchanan, MD, PhD, FAES, FANA, University of Iowa Carver College of Medicine

Circadian Medicine

SPEAKER: Sabra Abbott, MD, PhD, FANA, Northwestern University

Workplace Stress and Light Exposure as Predictors of Clinically Significant Insomnia in Hispanic University Employees

SELECTED ABSTRACT PRESENTER: Carlos Rodriguez Alarcon, MD, University of Miami

Artificial Intelligence(AI) in Sleep Medicine: Exploring the Diagnostic Accuracy of LLMs

SELECTED ABSTRACT PRESENTER: Anshum Patel, MBBS, Mayo Clinic, Jacksonville, FL

Break

Monday | 5:15 PM - 5:30 PM

Poster Presentations and Reception

Poster presenters will be in attendance.

Monday | 5:30 PM - 7:00 PM
Harborside Ballroom (Fourth Floor Level)

President's Reception

Monday | 7:15 PM - 9:30 PM
National Aquarium (Within Walking Distance)
[Link to National Aquarium](#)

TUESDAY, SEPTEMBER 16, 2025

ANA2025 Registration

Tuesday | 6:30 - 11:00 AM
Harborside Registration Kiosk
(Fourth Floor Level)

Grab-and-Go Breakfast

Tuesday | 6:30 - 8:30 AM
Orange Foyer 1 (Lower Level)

Professional Development Workshop Early to Mid-Career Level

Emerging Tools and Technologies to Enhance Your Research and Clinical Care*

Tuesday | 7:00 - 8:30 AM
Kent A - C (Fourth Floor Level)

CHAIR: Katherine Carroll, MD, Northwestern University
CO-CHAIR: Allan Wu, MD, Northwestern University

As the landscape of neurological research and clinical care rapidly evolves, staying at the forefront of technological advancements is more important than ever. This professional development workshop offers a deep dive into the innovative tools transforming the field. Experts will explore a range of emerging technologies and methodologies designed to enhance patient care, optimize diagnostics, and streamline research efforts. Through interactive discussions, participants

will gain practical strategies for integrating these advancements into their own work to improve efficiency, accuracy, and outcomes in both clinical and research settings.

Additionally, the session will provide insights into clinical informatics as a career pathway, highlighting its growing role in neurology and opportunities for professionals looking to specialize in this evolving field. Attendees will have the opportunity to engage with experts, ask questions, and discuss real-world applications of these innovations. Designed for clinicians, researchers, and trainees, this workshop will equip attendees with the knowledge and strategies needed to effectively leverage new technologies and drive the future of neurology.

LEARNING OBJECTIVES:

At the conclusion of this session, attendees should be able to:

- Identify emerging technologies and methodologies in neurology that enhance patient care, diagnostics, and research efforts.
- Apply strategies for integrating new tools and technologies into clinical and research workflows to improve efficiency and outcomes.
- Recognize the growing role of clinical informatics in neurology and explore career opportunities in this evolving field.

Panalist Discussion

PANALIST: Allison Weathers, MD, FAAN, Cleveland Clinic

PANALIST: Katie Grouse, MD, FAAN, FANA, University of California, San Francisco Health

PANALIST: Elisabeth Marsh, MD, FAAN, FANA, Johns Hopkins University

PANALIST: Wayne Feng, MD, MS, FAAN, FAHA, FANA, Duke University School of Medicine

.....

Professional Development Workshop Early Career & Early to Mid-Career Level

Landing the Career Track You Want*

Tuesday | 7:00 - 8:30 AM
Essex A - C (Fourth Floor Level)

CHAIR: Midori Yenari, MD, FANA, University of California, San Francisco

CO-CHAIR: Claire Henchcliffe, MD, DPhil, FAAN, FANA, University of California, Irvine

This workshop will explore the three main academic tracks in neurology—research, clinical, and education—and the challenges faced by modern academic neurologists. While many balance careers related to each of these three areas, academic tracks typically focus more on one of these areas. Criteria for advancement in these different tracks will be covered. Guest speakers include senior academics who have had success in each of these areas. For those appointed to research tracks, discussion will focus on grant writing strategies, how to start a lab, mentoring trainees and how to choose research topics. For those appointed to clinical tracks, discussion will focus on developing one's clinical program, securing funding and mentoring the next generation of clinicians. For those appointed to education tracks, discussion will cover the need for seasoned medical educators, challenges related to funding and advocating for dedicated education faculty positions. Speakers will share tips and strategies for each of these areas followed by question and answer session.

LEARNING OBJECTIVES:

At the conclusion of this session, attendees should be able to:

- Distinguish the expectations of the different academic career tracks.
- Understand the unique challenges each track faces.
- Determine which career track may best align with one's personal career goals.

Strategies for a Successful and Fulfilling Career as an Investigator in Clinical Neuroscience

SPEAKER: Rajiv Ratan, MD, PhD, FANA, Burke Neurological Institute

Building a Career in Neurology Education

SPEAKER: Joseph Safdieh, MD, FAAN, FANA, Weill Cornell Medical College

No Shame in Caring for Patients: Landing the Career Track You Want

SPEAKER: Rimas Lukas, MD, FANA, Northwestern University

AUPN Professional Development Workshop

Fostering and Advancing Early Career Physician Scientists*

Tuesday | 7:00 - 8:30 AM
Laurel A - B (Fourth Floor Level)

CHAIR: David Standaert, MD, PhD, FANA, University of Alabama at Birmingham

This session features presenters at various stages of their careers, who will discuss the challenges and opportunities facing physician-scientists in neurology.

LEARNING OBJECTIVES:

At the conclusion of this session, attendees should be able to:

- Discuss the need for more physician-scientists in neurology.
- Identify the key obstacles to pursuing a career as a physician-scientist in neurology.
- Describe some specific strategies that are useful in promoting the careers of physician-scientists.

Essential Ingredients for Recruitment, Mentoring and Promotion: Supporting Everyone's Unique Story

SPEAKER: Laura Balcer, MD, MSCE, FANA, NYU Grossman School of Medicine

Fostering & Advancing Early Career Physician Scientists

SPEAKER: Marissa Natelson Love, MD, FANA, University of Alabama at Birmingham

How to Navigate Transition to Setting up a Laboratory: Mind the Gap

SPEAKER: David A. Hafler, MD, FANA, Yale School of Medicine

Break

Tuesday | 8:30 - 8:45 AM

Plenary Session

Glucagon-like Peptide-1 (GLP-1) Receptor Agonists - The Ultimate (Anti-aging) Gateway Drug?*

Tuesday | 8:45 - 10:45 AM
Grand Ballrooms 5 - 6 (Third Floor Level)

CHAIR: Frances Jensen, MD, FACP, FANA, FAAN, FAES, University of Pennsylvania

CO-CHAIR: Allison Willis, MD, MS, FCPP, FANA, University of Pennsylvania

This session will begin with an overview of Glucagon-like peptide-1 (GLP-1), an incretin hormone that plays a crucial role in glucose homeostasis. Beyond its metabolic effects, GLP-1 has gained significant attention for its role in the central nervous system (CNS), particularly in neuroprotection, neuroinflammation, and neurodegenerative diseases.

This plenary will focus on emerging science relating to the therapeutic potential of GLP-1 receptor agonists (GLP-1RAs) in addressing inflammation-driven neurodegenerative disorders such as multiple sclerosis, Alzheimer's, Dementia, and Parkinson disease. The session will begin with an overview of GLP-1 and Glucagon-Like Peptide-1 (GLP-1) Receptor (GLP-1R), with particular attention to GLP-1R expression in areas of the brain involved in cognition, appetite regulation, and neuroprotection, such as the hypothalamus, hippocampus, and brainstem.

This session will also discuss emerging evidence linking CNS GLP-1R activation to neurotrophic, anti-inflammatory, and neuroprotective effects, including prolonged neuronal survival, oxidative stress reduction, synaptic plasticity enhancement, modulation of glial cell activity, decreased amyloid-beta accumulation, and tau phosphorylation. The session will conclude with real-world evidence of the effects of GLP-1's in neurodegenerative diseases from both observational studies and clinical trials.

LEARNING OBJECTIVES:

At the conclusion of this session, attendees should be able to:

- Describe the role of glucagon-like peptide-1 (GLP-1) in glucose homeostasis and its emerging significance in the central nervous system (CNS).
- Identify key regions of GLP-1 receptor (GLP-1R) expression in the brain and their roles in cognition, appetite regulation, and neuroprotection.
- Explain the potential neurotrophic, anti-inflammatory, and neuroprotective effects of CNS GLP-1R activation.
- Discuss the therapeutic potential of GLP-1 receptor agonists (GLP-1RAs) in neurodegenerative diseases such as multiple sclerosis, Alzheimer's disease, and Parkinson's disease.
- Evaluate real-world evidence from observational studies and clinical trials supporting the effects of GLP-1-based therapies in neurodegenerative disorders.

Understanding GLP-1 Pharmacotherapy as a Treatment of Not Only Metabolic Disease, but Also CNS Diseases

SPEAKER: Matthew Hayes, PhD, University of Pennsylvania

Structure, Development, and Plasticity of the Central GLP1 System

SPEAKER: Linda Rinaman, PhD, Florida State University

GLP-1 and Neurodegenerative Disorders

SPEAKER: Nigel Greig, PhD, National Institute on Aging, NIH

Real World Evidence on GLP-1 Receptor Agonists: Insights into Alzheimer's Disease and Related Dementias (ADRD) and Beyond

SPEAKER: Serena Guo, MD, PhD, University of Florida

GLP-1/GLP-1R-mediated Glycolytic Reprogramming Drives Area Postrema Neuronal Hyperactivity in Neuromyelitis Optica Spectrum Disorder

EMERGING SCHOLAR PRESENTER: Lingfei Yang, PhD, The First Affiliated Hospital of Zhengzhou University

AWARD PRESENTATION:

Award Recipient: ANA Award for Excellence: Clinical and Scientific Excellence -Novel Scientific Career Based Contributions <15 Years

SPEAKER: Aimee Kao, MD, PhD, University of California, San Francisco

Grab-and-Go Lunch

Tuesday | 10:45 AM - 12:30 PM
Harborside Foyer (Fourth Floor Level)

Traditional Special Interest Group

Sleep and Circadian Biology Implications in Traumatic Brain Injury and Neurocritical Care*

Tuesday | 11:00 - 12:30 PM
Kent A - C (Fourth Floor Level)

CHAIR: Julio Furlan, MD, LLB, MBA, PhD, MSc, FRCPC, FAAN, FASIA, Toronto Rehabilitation Institute and University of Toronto

CO-CHAIR: Sherry Chou, MD, MSc, FNCS, FCCM, FANA, Northwestern University

The session will discuss the evidence from the current clinical and translational research on the impact of sleep and circadian biology on traumatic brain injury and/or critical neurologic injuries, including how these injuries can adversely affect patient's sleep in the short and long term. This session will review the physiologic role of sleep in brain health and neurodevelopment in children and adults, as well as the crucial

role of sleep in injury repair mechanisms. Additionally, the session will review the role sleep disturbances play in secondary brain injury during hospitalization with or without neurocritical care, and after discharge. Sleep disturbances are linked to chronic pain, cognitive impairment, and worse psychosocial outcomes in individuals of all ages after traumatic brain injury and/or after neurocritical care, which may offer a modifiable target to improve recovery across health domains.

Children hospitalized with mild, moderate, and severe traumatic brain injury suffer a myriad of long-term morbidities in physical, cognitive, emotional, and social health domains. Among these children, over half report sleep disturbances, with the majority exhibiting problems falling and staying asleep. However, the cause of sleep disturbances are often multifactorial, multiple sleep phenotypes often coexist, and few interventions to treat sleep disturbances are evaluated in children. This is important as sleep is vital to brain health in children, including neurodevelopment, and for healing after injury. Sleep and circadian disturbances are common and serious consequences during and after critical neurologic injuries and ICU admission. There is also a growing body of evidence on the profound impact of sleep and circadian disruption on neurocritical care on patient's outcomes, which underlines the need for further research to better understand the short and long-term effects of neurocritical care on individual's sleep and circadian rhythm. This characterizes a complex and compelling potential target for improving outcomes of neurocritical care.

The goal of the session is to enhance learners' understanding of the impact of sleep and circadian biology on critical neurologic injuries including traumatic brain injury. By better understanding the short and long-term effects of acute neurological injury on patients' sleep and circadian rhythm, preventive measures and mitigating strategies may have a major impact on the outcomes and quality of life of the individuals with acute brain injury.

LEARNING OBJECTIVES:

At the conclusion of this session, attendees should be able to:

- Discuss the common and serious sleep and circadian disturbances during and after neurocritical care, as well as following a traumatic brain injury.
- Discuss how to use the understanding of the short and long-term consequences of critical and traumatic neurological illness on sleep and circadian rhythm to improve systems of care for patients.
- Discuss preventive measures and mitigating strategies that may have a major impact on the outcomes and quality of life of individuals with acute brain injury.

Sleep and Traumatic Brain Injury in Children

SPEAKER: Cydni Williams, MD, MCR, Oregon Health and Science University

Sleep and Circadian Rhythms in Critical Care: Implications for Patient Recovery and Outcomes

SPEAKER: Phyllis C. Zee, MD, PhD, FANA, Northwestern University

Phospholipid Biomarkers as Predictors of Outcome after Aneurysmal Subarachnoid Hemorrhage

SELECTED ABSTRACT PRESENTER: Aaron Gusdon, MD, University of Texas Health Science Center

Predictive Value of Area Deprivation Index (ADI) in Functional Outcomes Post-Traumatic Brain Injury

SELECTED ABSTRACT PRESENTER: Maral Sakayan, MD, MS, University of California, Irvine

Traditional Special Interest Group

Autoimmune Neurology & MS*

Tuesday | 11:00 AM - 12:30 PM
Grand Ballrooms 7 - 8 (Third Floor Level)

CHAIR: Eoin P. Flanagan, MBBCh, Mayo Clinic, Rochester, MN

CO-CHAIR: Rajesh Gupta, MD, MBBS, MS, FANA, UT Health Houston

This session will review updates in autoimmune neurologic disorders of the central nervous system

and multiple sclerosis. It will focus on fluid based biomarkers (e.g., serum neurofilament light chain and glial fibrillary acidic protein) in MS and autoimmune neurologic disorders including their prognostic value and how they should be incorporated into clinical practice. Moreover, their use in upcoming or published diagnostic criteria will be covered. We will also review new antibody discovery and utility of novel techniques to identify them including phage display, with an emphasis on recently discovered neural antibodies that highlight these new unique methodologies. We will also review how antibody testing can be expanded globally with innovative approaches to bring testing to those who currently lack access and more cost affordable and less resource intensive testing for this regions. Moreover, these sessions will cover the latest in the understanding of immune mediated neurologic disorders of the central nervous system.

LEARNING OBJECTIVES:

At the conclusion of this session, attendees should be able to:

- Understand the latest mechanisms of neural antibody discovery.
- Discuss the ways antibody testing is being brought to the developing world.
- Assess the prognostic value of fluid based injury biomarkers in MS and autoimmune neurologic disorders.

Fluid-based Biomarkers in MS and Antibody-Associated Demyelinating Diseases

SPEAKER: Elias Sotirchos, MD, Johns Hopkins University

Novel Techniques in Antibody Discovery

SPEAKER: Divyanshu Dubey, MD, FANA, Mayo Clinic, Rochester, MN

Access to Aquaporin-4 and Myelin Oligodendrocyte Glycoprotein Antibody Testing - Global Data and Case Examples

SPEAKER: Farrah Mateen, MD, PhD, FANA, Northwestern University

Presence of Movement Disorders in Adults with Encephalitis

SELECTED ABSTRACT PRESENTER: Sienna Wu, BSA, UTHealth Houston

Comprehensive Serum Proteomic Profiling in Multiple Sclerosis: Uncovering Biomarkers Linked to Clinical, Imaging, and Patient-Reported Outcomes

SELECTED ABSTRACT PRESENTER: Fatemah Siavoshi, MD, Johns Hopkins University

Traditional Special Interest Group

Treatment of Inherited Neuromuscular Disorders: Lessons Learned from Ongoing Trials*

Tuesday | 11:00 AM - 12:30 PM
Dover A - C (Third Floor Level)

CHAIR: Jinsy Andrews, MD, MSc, FAAN, FANA, NYU Langone Health

CO-CHAIR: Tahseen Mozaffar, MD, FANA, University of California, Irvine

Over the past decade, there has been an evolution of genetic testing and discovery of disease mechanisms that have enabled a new era of experimental and approved gene targeted therapy for genetic neuromuscular diseases. Therapeutic strategies have included protein replacement, gene replacement, RNA interference, antisense oligonucleotides, gene editing and small molecule approaches. There is a growing pipeline of investigational therapies for genetic neuromuscular disease and already approved therapy with some real world evidence now available. This session will discuss some of these diseases and therapeutic approaches. It will also cover experience of approved treatments to date including the risks and benefits.

LEARNING OBJECTIVES:

At the conclusion of this session, attendees should be able to:

- Discuss the genetic mutations that are associated with the diseases discussed.
- Discuss the available investigational or approved gene target therapy for the diseases discussed.
- Assess the risks/benefits of the new treatments for the diseases/disorders discussed.

Update on Recent Clinical Trials and Lessons Learned in Myasthenia Gravis

SPEAKER: Ali Habib, MD, University of California, Irvine

Recent Advances in Muscle Disorder Therapeutics (FSHD, LGMD, Myotonic and Becker)

SPEAKER: Jeffrey Statland, MD, University of Kansas Medical Center

ALEETO, Protein Complex Derived from Stimulated Stem Cells, A Novel Neural Repair Reagent from Bench to Clinic

SELECTED ABSTRACT PRESENTER: Fengfei Huang, MD, PhD, Beijing Darwincell Biotech Co., LTD

GLP-1-related Antihyperglycemic Medication use is Associated with Shorter Survival in Patients with Amyotrophic Lateral Sclerosis and Diabetes Mellitus

SELECTED ABSTRACT PRESENTER: Jiyoon Hwang, MPH, Columbia University Eleanor and Lou Gehrig ALS Center

Traditional Special Interest Group

Behavioral Neurology and Dementia: Therapeutic Advances in Neurodegenerative Diseases*

Tuesday | 11:00 AM - 12:30 PM
Grand Ballrooms 3 - 4 (Third Floor Level)

CHAIR: Gregg S. Day, MD, MSc, MSCI, FAAN, Mayo Clinic, Jacksonville, FL

CO-CHAIR: Liliana Ramirez Gomez, MD, FAAN, Massachusetts General Hospital

This session will review therapeutic advances for patients with early-symptomatic Alzheimer disease and related dementias. It will cover real-world experiences with emergent anti-amyloid therapies in early-symptomatic Alzheimer disease, promising developments in Lewy body disease treatment, including insights and results from the SHIMMER trial of CT1812, and therapeutics in development for tauopathies.

LEARNING OBJECTIVES:

At the conclusion of this session, attendees should be able to:

- Apply real-world experience to inform patient selection and monitoring of response to FDA-approved anti-amyloid therapies.
- Recognize outstanding questions that need to be addressed to inform long-term use of anti-amyloid therapies in patients with early-symptomatic Alzheimer disease.
- Discuss emergent therapies for patients with Alzheimer disease, Lewy body disease, and frontotemporal lobar degeneration.

Advances in Tau Therapeutics

SPEAKER: Lawren Vandevrede, MD, PhD, University of California, San Francisco

Real-World Clinical Experience with Anti-Amyloid Therapy

SPEAKER: John Dickson, MD, PhD, Massachusetts General Hospital

Advances in the Treatment of Lewy Body Disease

SPEAKER: James E. Galvin, MD, MPH, University of Miami Miller School of Medicine

Interim Results of a Randomized, Blinded Placebo-Controlled Trial of Shunting for Idiopathic NPH

SELECTED ABSTRACT PRESENTER: Michael A. Williams, MD, University of Washington School of Medicine

Traditional Special Interest Group

ANA-SEQUINS Global Neurology-Expanding Access to Neurological Care: Global Perspectives from Critical Care to Outpatient Services*

Tuesday | 11:00 AM - 12:30 PM
Laurel A - B (Fourth Floor Level)

CHAIR: Melody Asukile, MBChB, MMED, University of Zambia

CO-CHAIR: Clio Rubinos, MD, MSCR, University of North Carolina

Neurological disorders represent a significant and growing burden in global health, with disparities in access to care, specialized training, and healthcare infrastructure disproportionately affecting low- and middle-income countries (LMICs). Despite these challenges, leaders in global neurology have successfully developed and expanded models of care that integrate neurology into inpatient wards, intensive care units (ICUs), and outpatient settings, improving patient outcomes and advancing equity in neurological health.

This session will bring together experts who have implemented and scaled global neurology initiatives, providing insights into their successes, challenges, and lessons learned. Discussions will focus on sustainable models for delivering acute and critical neurological care, strategies for capacity building, and the role of international collaboration in strengthening neurology services worldwide. By highlighting real-world implementations, this session aims to inspire innovation, foster partnerships, and drive forward solutions that improve access to high-quality neurological care globally. Attendees will gain a deeper understanding of effective approaches in global neurology and leave with actionable strategies to enhance care delivery in diverse healthcare settings.

Topics being discussed:

- Implementation of Neurocritical Care Protocols in Resource-limited Settings
- Innovations for Continuity of Care in Challenging Circumstances
- Global Health: Challenges and the role of neurologists

LEARNING OBJECTIVES:

At the conclusion of this session, attendees should be able to:

- Identify gaps in global neurology practice and establish collaborations.
- Develop advocacy and leadership skills to engage policymakers, healthcare institutions, and international organizations in strengthening neurology care systems globally.
- Develop skills in implementing programs aimed at narrowing the gap in neurological clinical practice.

Neurocritical Care in Resource-Limited Settings

SPEAKER: Morgan Prust, MD, Yale School of Medicine

Neurological Care Delivery in Contexts of War and Displacement: A Global Perspective

SPEAKER: Karamah Kuemmerle, MD, Boston Children's Hospital

Outpatient Neurological Care in Resource-Limited Settings: Challenges and Opportunities

SPEAKER: Farrah Mateen, MD, PhD, FANA, Northwestern University

Lifelong Health Trajectories: The Enduring Impact of Pediatric Neurological Disorders and SDoH on Adult Neurological and Non-Neurological Outcomes in All of Us

SELECTED ABSTRACT PRESENTER: Hyunyong (Howard) Koh, MD, PhD, Baylor College of Medicine

Using Supervised Machine Learning to Predict the Development of Cerebral Malaria in mice infected by Plasmodium berghei ANKA

SELECTED ABSTRACT PRESENTER: Peyton Murin, MD, Saint Louis University

Traditional Special Interest Group

Mental Health in Epilepsy: Translational Insights into Mechanism of Comorbidity and What Clinicians Can Do About It*

Tuesday | 11:00 AM - 12:30 PM
Laurel C - D (Fourth Floor Level)

CHAIR: James Gugger, MD, PharmD, University of Rochester

CO-CHAIR: Heidi Munger Clary, MD, MPH, FACNS, FAES, Wake Forest University School of Medicine

Psychiatric comorbidity and epilepsy have a bidirectional relationship, suggesting a common underlying pathophysiology that is not well understood. Further, psychiatric comorbidities are especially common in epilepsy and associated with numerous adverse outcomes, yet underrecognized and undertreated in clinical practice. Thus, translational research is needed in this area, spanning the entire translational spectrum from basic

science through clinical implementation, to shed light on the common underlying pathophysiology and close gaps in care for people with epilepsy.

A fundamental understanding of the mechanisms of the shared association of epilepsy and psychiatric comorbidity could lead to new therapies with potential to better target both mental health and epilepsy simultaneously and help close care gaps. In the meantime, implementation strategies to close clinical care gaps in detection and treatment of psychiatric comorbidity and integrate mental health care with epilepsy care are promising to improve patient outcomes.

In this session, speakers will discuss innovative animal model research methods to investigate behavior and epilepsy simultaneously, new neuroimaging-based insights into psychiatric symptoms in epilepsy, and strategies to close today's care gaps via integrated mental health care guided by implementation science.

LEARNING OBJECTIVES:

At the conclusion of this session, attendees should be able to:

- Discuss techniques to investigate behavioral comorbidity of epilepsy in animal models.
- Understand how neuroimaging investigation can provide insights into potential mechanisms for common underlying pathophysiology of psychiatric conditions and epilepsy.
- Identify screening instruments to detect psychiatric comorbidity and strategies to implement screening.

Addressing the Care Gap: Implementing Solutions and Integrating Mental Health Care in the Epilepsy Clinic

SPEAKER: Heidi Munger Clary, MD, MPH, FACNS, FAES, Wake Forest University School of Medicine

Causal Brain Networks in Epilepsy and Depression

SPEAKER: Frederic Schaper, MD, PhD, Brigham and Women's Hospital, Harvard Medical School

Evaluating Spontaneous Social and Emotional Behavior in Preclinical Epilepsy Models

SPEAKER: Vaishnav Krishnan, MD, PhD, Baylor College of Medicine

Ongoing Seizures Predict Worse Instrumental Activities of Daily Living

SELECTED ABSTRACT PRESENTER: Ifrah Zavar, MD, MS-CR, University of Virginia

Risk of New-onset Epilepsy in People with vs. without Depression: A Systematic Review and Meta-Analysis

SELECTED ABSTRACT PRESENTER: Ali Rafati, MD, MPH, Johns Hopkins University

Additional Lunch Workshop

ANA Medical Student Forum: Conversations with Neurology Leaders*

Tuesday | 11:00 AM - 12:30 PM
Essex A - C (Fourth Floor Level)

CHAIR: Justin McArthur, MBBS, MPH, FAAN, FANA, Johns Hopkins School of Medicine

This session provides a rare opportunity for medical students attending the ANA meeting to hear from distinguished leaders in academic neurology, and to directly interact with them.

The session will focus on future academic career paths in the field, how to make specialty and subspecialty choices, important considerations in applying to residency training, and more. Much of the forum will be dedicated to questions from the students, and conversations with the panelists.

LEARNING OBJECTIVES:

At the conclusion of this session, attendees should be able to:

- Discuss how to make specialty and subspecialty choices for their future careers.
- Identify and apply to quality training programs.
- Discuss strategies for rewarding and satisfying careers in neurology.

PANELIST: Avindra Nath, MD, FANA, National Institutes of Health

PANELIST: Seemant Chaturvedi, MD, FANA, University of Maryland

PANELIST: George Uhl, MD, PhD, FANA, University of Maryland School of Medicine

- Describe importance of neurology teaching to house staff, medical students, engaging neuroscience students, allied health students and mid-level providers with neurology interests.

Meeting Adjourned

Tuesday | 12:30 PM

AUPN Professional Development Workshop

AUPN Networking Session for Small Academic Departments*

Tuesday | 11:00 AM - 12:30 PM
Galena (Fourth Floor Level)

CHAIR: Aashit Shah, MD, FAAN, FANA, Carilion Clinic/ Virginia Tech Carilion School of Medicine

Neurology departments share many common attributes, but smaller academic departments face unique challenges and opportunities. This session will focus on knowing your own value –advocating for your department and getting what you need. There will also be ample time for chairs of smaller departments to discuss their challenges and share strategies.

This session, sponsored by the AUPN and hosted by Aashit Shah, MD, FAAN, FANA, Carilion Clinic/ Virginia Tech Carilion School of Medicine, provides an opportunity for chairs of smaller departments to meet, discuss issues and share strategies. All chairs are welcome to attend.

LEARNING OBJECTIVES:

At the conclusion of this session, attendees should be able to:

- Describe value of neurology services to your organizations.
- Describe neurology needs of the community including expected increase in prevalence of neurological disorders and complexities of management of neurological conditions.

The ANA values the participation of our corporate partners and is supportive of the role that members of this community continue to play in our efforts to provide neurologists and neuroscientists with quality educational programs. These symposia are not part of the ANA official educational program, and the sessions and content are not endorsed by ANA.

SUNDAY, SEPTEMBER 14, 2025

3:30 PM – 5:00 PM
Essex A - C (Fourth Floor Level)

The MEKtrix: Decoding the Real-World Impact of Therapeutic Advances in Neurofibromatosis Type 1–Associated Plexiform Neurofibroma Management Across Pediatric and Adult Populations

PROVIDED BY: CE CONCEPTS HEALTHCARE EDUCATION

.....



3:30 PM – 5:00 PM
Grand Ballrooms 9-10 (Third Floor Level)

Targeted Therapy for Hereditary Transthyretin Amyloidosis Polyneuropathy (ATTRv-PN)

PROVIDED BY: PVI, PEERVIEW INSTITUTE FOR MEDICAL EDUCATION

.....



3:30 PM – 5:00 PM
Dover A - C (Third Floor Level)

LEQEMBI® in Early Alzheimer’s Disease (AD): MCI Due to AD or Mild AD Dementia

PROVIDED BY: EISAI, INC., AN ANA2025 GOLD SPONSOR

.....



7:30 PM - 8:30 PM
Grand Ballrooms 5 - 6 (Third Floor Level)

Optimizing Evidence-Based Care in Generalized Myasthenia Gravis: Advances in FcRn Antagonist Therapy and Personalized treatment Strategies

PROVIDED BY: PRIME EDUCATION, LLC, AN ANA2025 PLATINUM SPONSOR

.....



F.E. BENNETT MEMORIAL LECTURESHIP AWARD

The F.E. Bennett Memorial Lectureship was established in 1979 by Foster Elting Bennett, MD, in memory of his son, to recognize outstanding neuroscientists and educators in neurology.

SUNDAY, SEPTEMBER 14, 2025 | 1:00 PM – 3:00 PM



Bryan Traynor, MD, PhD, MMSc, FANA
National Institute on Aging

Using Polygenic Risk Scores to Identify Therapies for ALS

This award will be presented during the Presidential Symposium - Decoding Neurological Risk: Transforming Care with Polygenic Risk Scores

Dr. Bryan Traynor is a neurologist and Senior Investigator at the National Institute on Aging. Dr. Traynor is best known for his work aimed at understanding the genetic etiology of amyotrophic lateral sclerosis (ALS) and frontotemporal dementia (FTD). He led the international consortium that identified pathogenic repeat expansions in C9orf72 as a common cause of ALS and FTD. Other genes discovered by his laboratory as causes of ALS and FTD include VCP, MATR3, KIF5A, SPTLC1, and HTT. In addition to his role as Chief of the Neuromuscular Diseases Research Section at NIA, he also leads the RNA Therapeutics Laboratory at NCATS. Here, his team is developing model organoid platforms for toxicity screens of antisense oligonucleotides (ASOs) and small molecules, providing a novel means of bypassing traditional lengthy animal screening to secure FDA approval. Dr. Traynor has over 200 publications in professional journals, such as *Neuron*, *New England Journal of Medicine*, *Nature Genetics*, and *Nature Neuroscience*. He sits on the editorial boards of *JAMA Neurology* (2017–2021), *JNNP*, and *Neurobiology of Aging*, and is an associate editor for *Brain*. He has received numerous awards for his work, including the NIH Director's award, the Sheila Essey Award, and the Potamkin Prize, and has been elected fellow of the Royal College of Physicians of Ireland, the Royal College of Physicians (London), and the Association of American Physicians. He received his medical degree, a Medical Doctorate, and a Doctor of Philosophy from University College Dublin. He also received a Masters in Medical Science from HST Harvard-MIT. He completed a Neurology residency and fellowship training at Massachusetts General Hospital and Brigham and Women's Hospital, Boston, and was a Staff Neurologist at Harvard Medical School and Massachusetts General Hospital before moving to the NIH in 2005.

SORIANO LECTURESHIP AWARD

This award was established in 1987 by ANA member Dr. Victor Soriano and his wife to provide a "brilliant lecture delivered by an outstanding scientist" who is a member of the Association.

SUNDAY, SEPTEMBER 14, 2025 | 9:30 AM – 11:30 AM



Andrea Gropman, MD, FANA
*St. Jude Children's Research Hospital
Memphis, TN*

Care Models for Transition and Beyond


This award will be presented during the Plenary Symposium: "Advancing Science and Care Models for Lifespan Transitions in Neurodevelopmental Disorders"

Dr. Andrea Gropman is a neurogeneticist and international expert in Urea Cycle Disorders, Smith-Magenis syndrome, chromosome aneuploidies, and mitochondrial disorders research brain biomarkers of injury using multimodal imaging. She serves on several committees: the American College of Medical Genetics Therapeutics Committee, the Society for Inherited Metabolic Disorders Education Committee, the American Neurological Association Annual Meeting Programing Committee, and the American Society of Human Genetics Public Education and Awareness Outreach Committee. She is a past chair of the ANA Neurogenetics Special Interest Group and currently chairs the Neurogenetics Special Interest Group at Congress of Neurological Surgeons. Dr. Gropman is also Principal Investigator of the Urea Cycle Rare Disease Consortium.

RAYMOND D. ADAMS LECTURESHIP AWARD

This lectureship was established in 2000 to honor Dr. Raymond D. Adams, emeritus Bullard Professor of Neuro-pathology at Harvard Medical School and emeritus Chief of Neurology Service at the Massachusetts General Hospital.

SUNDAY, SEPTEMBER 14, 2025 | 9:30 AM - 11:30 AM



Beau Ances, MD, PhD, MSc, FANA
Washington University in St. Louis

Down Syndrome Across the Lifespan: Moving from Hugs to Drugs

This award will be presented during the Plenary Ses-sion: “Advancing Science and Care Models for Lifespan Transitions in Neurodevelopmental Disorders”

Dr. Beau Ances is the inaugural Daniel J. Brennan Professor of Neurology at Washington University in St. Louis (WashU). He is also the inaugural Vice Chair of Faculty Affairs in the Department of Neurology at WashU. He graduated from the University of Pennsylvania (1989), completed a master’s in Health Planning and Finance at the London School of Economics (1994), earned both his MD and PhD from the University of Pennsylvania (2001), and completed a neurology residency at the Hospital of the University of Pennsylvania (2005). He then pursued a postdoctoral fellowship at the University of California, San Diego (2005–2008). He joined WashU in 2008 and has been there ever since.

Dr. Ances’s laboratory focuses on developing novel neuroimaging methods to assess brain changes caused by neurodegenerative diseases, particularly cognitive changes associated with HIV. He has served on and chaired numerous NIH and private foundation study sections and, more recently, led a National Institutes of Health (NIH) initiative to develop biotypes of central nervous system complications in people living with HIV.

He is the author of over 500 publications (h-index = 81), and his work has been cited by numerous media outlets, including the Associated Press, U.S. News & World Report, Time, Discover, The Washington Post, and Los Angeles Times, and featured in a PBS documentary. Dr. Ances has mentored many undergraduate students, graduate students, postdoctoral fellows, and clinical fellows. Clinically, he has been recognized as a “Top Doctor” by St. Louis Magazine for several years and treats patients with neurodegenerative diseases due to HIV, Alzheimer’s disease (AD), Down syndrome, Creutzfeldt-Jakob disease, and long COVID.


DEREK DENNY BROWN YOUNG NEUROLOGICAL SCHOLARS SYMPOSIUM

The Derek Denny-Brown Young Neurological Scholar Awards are presented annually during the Annual Meeting to members of the association who have achieved significant stature in neurological research, and who show promise and will continue making major contributions to the field of neurology and neuroscience.

THE GRASS FOUNDATION— ANA AWARD IN NEUROSCIENCE

The Grass Foundation – ANA Award in Neuroscience, established in 2007, honors exceptional young investigators conducting research in basic or clinical neuroscience. Founded in 1955 by Albert and Ellen Grass, the Grass Foundation supports research and education in neuroscience, with a particular emphasis on early-career investigators.

MONDAY, SEPTEMBER 15, 2025 | 1:15 PM – 3:15 PM



Mathew R. Brier, MD, PhD
Washington University in St. Louis

Unexpected Allies: How MS May Inform Alzheimer’s Prevention

This award will be presented during the Derek Denny-Brown Young Neurological Scholar Symposium.

Dr. Matthew R. Brier is an Assistant Professor of Neurology at Washington University in St. Louis. Dr. Brier’s research focuses on the drivers of disability accumulation and neurodegeneration in patients with progressive multiple sclerosis. His lab uses PET and MRI to quantify changes in brain structure and function, aiming to understand how certain aspects of multiple sclerosis pathology escape seemingly efficacious treatment and continue to drive disability. He is particularly interested in the role of metabolic stress and smoldering inflammation. Dr. Brier completed his undergraduate training at the University of Texas at Dallas, followed by MD and PhD training, residency, and fellowship at Washington University in St. Louis.

AUDREY S. PENN LECTURESHIP AWARD

The Audrey S. Penn Lectureship Award recognizes outstanding contributions that advance neurological science through innovative research, visionary leadership, and dedicated mentorship. Recipients embody Dr. Penn's commitment to excellence, integrity, and fostering environments that empower all neurologists and neuroscientists to transform the field.

MONDAY, SEPTEMBER 15, 2025 | 1:15 PM – 3:15 PM EDT



Nicole Rosendale, MD
University of California, San Francisco

The Impact of Social Determinants on Brain Health for All

This award will be presented during the Derek Denny-Brown Young Neurological Scholar Symposium.

Dr. Nicole Rosendale is an Associate Professor of Neurology in the Neurohospitalist Division at the University of California, San Francisco (UCSF). She is the Director of Inpatient Neurology Services at San Francisco General Hospital and Co-Director of UCSF BALANCE, a program dedicated to advancing neurologic health opportunity for all locally, nationally, and globally. Dr. Rosendale is committed to promoting neurologic health opportunity through research and education. She serves as President of the American Heart Association Bay Area Board of Directors.

DEREK DENNY-BROWN YOUNG NEUROLOGICAL SCHOLAR AWARD – NEUROSCIENTIST

The Derek Denny-Brown Young Neurological Scholar Award, recognizes early- to mid-career neurologists and neuroscientists. This award honors those neurologists and neuroscientists in the first 12 years of their career at the assistant/associate faculty (equivalent) level who have made outstanding basic or clinical scientific advances toward the prevention, diagnosis, treatment, and cure of neurological diseases.

MONDAY, SEPTEMBER 15, 2025 | 1:15 PM – 3:15 PM



Kathryn C. Fitzgerald, ScD
Johns Hopkins University

Using Genetic Risk Scores to Guide Disease Outcomes in Multiple Sclerosis: A Genomics Approach in the Context of Cardiometabolic Comorbidity in MS

This award will be presented during the Derek Denny-Brown Young Neurological Scholar Symposium.

Dr. Kathryn Fitzgerald is an Associate Professor of Neurology and Epidemiology at Johns Hopkins where she also serves as a faculty lead for the Biostatistics Epidemiology and Data Management (BEAD) Core and the Director of MS Epidemiology and Biostatistics within the Division of Neuroimmunology. She earned her Doctor of Science in epidemiology at Harvard University, followed by a postdoctoral research fellowship in neuroimmunology and neurological infections at Johns Hopkins. Her research portfolio uses epidemiologic principles to integrate genetic, clinical, environmental, and community-level data to understand what factors impact prognosis in people with neurologic disease. Most studies she leads involve conducting secondary analyses of clinical trial and observational cohorts to identify predictors of disease outcomes in people with MS.

DEREK DENNY-BROWN YOUNG NEUROLOGICAL SCHOLAR AWARD: CLINICAL PHYSICIAN-SCIENTIST: CLINICAL

MONDAY, SEPTEMBER 15, 2025 | 1:15 PM – 3:15 PM



Divyanshu Dubey, MD, FANA
Mayo Clinic, Rochester

From Discovery to Diagnosis: A Translational Journey in Autoimmune Neurology

This award will be presented during the Derek Denny-Brown Young Neurological Scholar Symposium.

Dr. Divyanshu Dubey is a Consultant in the Departments of Neurology and Laboratory Medicine & Pathology at the Mayo Clinic, where he co-directs the Neuroimmunology Laboratory. His research focuses on central and peripheral autoimmune neurological disorders. Dr. Dubey has contributed to the identification of novel autoantibodies and the development of diagnostic strategies that integrate clinical neurology with laboratory medicine. His work continues to advance the field of neuroimmunological diagnostics and improve patient care.

DEREK DENNY-BROWN YOUNG NEUROLOGICAL SCHOLAR AWARD: PHYSICIAN-SCIENTIST – BASIC SCIENCE

MONDAY, SEPTEMBER 15, 2025 | 1:15 PM – 3:15 PM



Ethan Goldberg, MD, PhD
The Children's Hospital of Philadelphia

Epilepsy Neurogenetics: From Mechanisms Towards Targeted Therapy

This award will be presented during the Derek Denny-Brown Young Neurological Scholar Symposium.

Dr. Ethan Goldberg is an Associate Professor in the Division of Neurology at the Children's Hospital of Philadelphia and in the Departments of Neurology and Neuroscience at the University of Pennsylvania. He received an undergraduate degree in neurobiology from Harvard, an MD and PhD in neuroscience from NYU, and completed pediatric neurology training at CHOP and Penn. He is the Director of the Epilepsy Neurogenetics Initiative, specializing in the diagnosis and care of children with neurodevelopmental disorders. His lab studies the basic mechanisms of developmental brain disorders using human and mouse genetics, electrophysiology, human induced pluripotent stem cells, behavior, computational modeling, and imaging in preclinical models.

WOLFE RESEARCH PRIZE FOR IDENTIFYING NEW CAUSES OR NOVEL TREATMENT OF NEUROPATHY AND RELATED DISORDERS

The Wolfe Research Prize honors an outstanding investigator in the field of neuropathy or related disorders.

MONDAY, SEPTEMBER 15, 2025 | 1:15 PM – 3:15 PM



Michael Coleman, PhD
Cambridge University

Programmed Axon Death and Human Disease


This award will be presented during the Derek Denny-Brown Young Neurological Scholar Symposium.

Dr. Michael Coleman is the van Geest Professor of Neuroscience and a Senior Research Fellow of Churchill College at the University of Cambridge. His research group studies programmed axon death (also known as Wallerian degeneration), its activation by axon injury, gene mutations, toxins, and viruses, and its roles in disease—as well as strategies for its prevention. Professor Coleman previously worked in Oxford, Cologne, and at the Babraham Institute in Cambridge. He co-founded the Axon Degeneration Workshop, a joint winner of the Lalji Family ALS Award, and is a strong advocate for modernizing and improving research culture through his blog *Science Without Anguish*, coaching, and other activities.

ANA-PERSYST PROFESSIONAL DEVELOPMENT AWARD

The ANA-Persyst Professional Development Award is provided to an early career academic neurologist or neuroscientist and is an ANA member specializing in the field of epilepsy. This award is made possible through the generosity of the Persyst Development Corporation.

MONDAY, SEPTEMBER 15, 2025 | 1:15 PM – 3:15 PM



Sharon Chiang, MD, PhD
University of California, San Francisco


This award will be presented during the Derek Denny-Brown Young Neurological Scholar Symposium.

Dr. Chiang is an Assistant Professor in the Division of Epilepsy at UCSF. She received her MD from Baylor College of Medicine, her PhD in Statistics from Rice University, her epilepsy fellowship at UCSF, and her post-doctoral training in experimental neuroscience and hippocampal electrophysiology in the Frank lab at UCSF. Her research focus is on cellular circuit mechanisms of memory and learning impairment in epilepsy and circuit-based therapies for memory modulation, with parallel research on stimulation paradigms to improve the efficacy of neuromodulation to treat seizures in epilepsy.

DISTINGUISHED NEUROLOGY EDUCATOR AWARD

Established in 1996, the Distinguished Neurology Educator Award recognizes exceptional achievements in teaching neurology to residents and medical students. Its goal is to acknowledge and reward the contributions of gifted educators in the field of neurology.

MONDAY, SEPTEMBER 15, 2025 | 8:45 AM - 10:45 AM



Joseph Safdieh, MD, FAAN, FANA
Weill Cornell Medical College

This award will be presented during the “Navigating Diagnostic Odysseys of Undiagnosed Diseases in Neurology: Emerging Paradigms Using Deep Phenotyping and Omics-based Approaches” plenary session.

Dr. Joseph E. Safdieh is currently the Senior Associate Dean of Education, Richard P. Cohen Professor of Medical Education, Vice Chairman for Education and Professor of Neurology at Weill Cornell Medicine. Dr. Safdieh received his bachelor’s degree in neuroscience, summa cum laude, from the College of Arts and Science of New York University. Dr. Safdieh received his medical degree (MD) from the New York University School of Medicine, where he received the Alpha Omega Alpha Award for graduating first in his class. He completed his neurology residency training at the Weill Cornell Campus of New York Presbyterian Hospital, where he also served as Chief Resident in the Department of Neurology. Dr. Safdieh is a member of Phi Beta Kappa and Alpha Omega Alpha, the medical honors society. A neurologist and nationally recognized educator, he oversees the MD and PA programs and has developed numerous curricula for teaching neurology. Dr. Safdieh is the editor-in-chief of *Neurology Today*, vice chair of the AAN Publications Committee, and former chair of the Consortium of Neurology Clerkship Directors.

ANA RISING STAR AWARD

The ANA Rising Star Award recognizes one early career physician-scientist or researcher annually who has contributed significantly to the field of neurology (e.g., a body of research that is considered inspired, meritorious, and significant, which has the potential to have a major impact on the field nationally and/or internationally).

MONDAY, SEPTEMBER 15, 2025 | 1:15 PM – 3:15 PM



Brandon Holmes, MD, FANA
University of California, San Francisco

β -Amyloid Induces Microglial Expression of GPC4 and APOE Leading to Increased Neuronal Tau Pathology and Toxicity

This award will be presented during the Derek Denny-Brown Young Neurological Scholar Symposium.

Dr. Brandon Holmes is an Assistant Professor of Neurology at the University of California, San Francisco Memory and Aging Center, where he investigates how microglia—the innate immune cells of the CNS—remodel their surface proteome in response to neurodegenerative pathology. His lab integrates mass spectrometry-based proteomics, iPSC-derived systems, and antibody engineering to define novel glial mechanisms driving Alzheimer’s disease. Brandon earned his BA in neuroscience from Oberlin College and completed his MD and PhD at Washington University in St. Louis, where he studied tau propagation. He finished his neurology residency in 2021 and behavioral neurology fellowship in 2023, both at the University of California, San Francisco.

ANA AWARD FOR EXCELLENCE: CLINICAL AND SCIENTIFIC EXCELLENCE - NOVEL SCIENTIFIC CAREER BASED CONTRIBUTIONS >15 YEARS

SATURDAY, SEPTEMBER 13, 2025 | 5:45 PM - 7:15 PM



Eva Feldman
University of Michigan

This award will be presented during the Opening Symposium “Advancing Neuroscience Discovery and Treatments Together: Past, Present, and Future” plenary session.

Dr. Eva Feldman is a clinician-scientist dedicated to understanding and treating neurological disorders. Director of the University of Michigan ALS Center of Excellence and NeuroNetwork for Emerging Therapies, she is an ANA Past President, an Association of American Physicians and National Academy of Medicine (NAM) member where she serves on NAM Council, and an AAAS Fellow. NIH-funded since 1989, her lab of 25 exceptional scientists conducts basic science, clinical, and translational studies on the pathogenesis of ALS and neuropathy and dementia in metabolic diseases. Her internationally recognized work is reflected in >650 publications, >66,000 citations, and an h-index of 129.

ANA AWARD FOR EXCELLENCE: CLINICAL AND SCIENTIFIC EXCELLENCE - NOVEL SCIENTIFIC CAREER BASED CONTRIBUTIONS >15 YEARS.

MONDAY, SEPTEMBER 15, 2025 | 8:45 AM - 10:45 AM



Merit Cudkowicz, MD, MSc, FANA
Massachusetts General Hospital

This award will be presented during the “Navigating Diagnostic Odysseys of Undiagnosed Diseases in Neurology: Emerging Paradigms Using Deep Phenotyping and Omics-based Approaches” plenary session.

Dr. Merit Cudkowicz is the inaugural Executive Director of the Mass General Brigham Neuroscience Institute, former Chair of Neurology, current Director of the Sean M. Healey & AMG Center for ALS at Mass General Hospital, and the Julieanne Dorn Professor of Neurology at Harvard Medical School. Dr. Cudkowicz is one of the founders and former co-directors of the Northeast ALS Consortium (NEALS), a group of over 150 clinical sites in the United States, Canada, Europe, and the Middle East dedicated to conducting collaborative, academic-led clinical trials and research studies in ALS. She is leading the first Platform Trial initiative in ALS and serves as the Principal Investigator of the Clinical Coordination Center for the National Institute of Neurological Disorders and Stroke’s Neurology Network of Excellence in Clinical Trials (NeuroNEXT). Dr. Cudkowicz provides mentorship to physicians globally in careers in experimental therapeutics.

ANA AWARD FOR EXCELLENCE: CLINICAL AND SCIENTIFIC EXCELLENCE - NOVEL SCIENTIFIC CAREER BASED CONTRIBUTIONS <15 YEARS

TUESDAY, SEPTEMBER 16, 2025 | 8:45 AM - 10:45 AM



Aimee Kao, MD, PhD
University of California, San Francisco

This award will be presented during the “Glucagon-like Peptide-1 (GLP-1) Receptor Agonists - The Ultimate (Antiaging) Gateway Drug?” plenary session.

Dr. Aimee Kao is the John Douglas French Foundation Endowed Professor of Neurology and Director of the Medical Scientist Training Program at the University of California, San Francisco. Her laboratory investigates the basic mechanisms underlying neurodegenerative disorders, focusing on how aging, stress, and gene mutations disrupt lysosomal function and protein homeostasis. She holds multiple government, private foundation, and industry-awarded research grants and directs an NIH-funded FTD Center Without Walls on Tau Metabolism. Dr. Kao has been awarded the Paul Allen Family Foundation Distinguished Investigator Award, the Glenn Award for Research in the Biological Mechanisms of Aging, and the ANA's Derek Denny Brown Award.

PLATINUM SPONSOR:



GOLD SPONSOR:



SILVER SPONSOR:



SPONSORS AND EXHIBITORS:

Alexion, AstraZeneca Rare Disease Neurofibromatosis Type-1, PN

Alexion, AstraZeneca Rare Disease Neurology

American Society for Experimental Neurotherapeutics (ASENT)

Amgen

argenx

argenx Medical

AstraZeneca Ionis

AUPN

Behavioral Innovations

CDI Labs

Creative Educational Concepts, LLC

Endeavor Health

Fujirebio Diagnostics, Inc.

Immunovant, Inc.

Johnson & Johnson

Lilly

National ALS Registry

Neuroelectrics USA Corporation

RosmanSearch

RxVantage

SK Life Science

Sorridi Therapeutics

SpringWorks Therapeutics

Sutter Health

The Lambert-Eaton LEMS Family Association

UCB Rare Disease

UCB Epilepsy

The University of Texas at Austin Dell Medical School

Vitassium

Wiley

INDEPENDENT MEDICAL EDUCATION GRANTS:

Abbvie
Eisai, Inc.

We want to thank the experts who reviewed over 500 abstracts submitted in 18 categories for inclusion in this year's poster hall. They performed outstanding service for the ANA. Based on these ratings and comments, authors of 30 impressive studies were selected to give short oral presentations of their abstracts during both Plenary and the SIG Series sessions.

Ahmed Abdelhak, MD, University of California, San Francisco

Jayant Acharya, MD, SIU School of Medicine

Vinita Acharya, MD, FANA, Penn State University

Anwar Ahmed, MD, Advent Health Orlando

Allen Aksamit, MD, FANA, Mayo Clinic, Rochester

Asher Albertson, MD, PhD, Washington University in St. Louis

M.A. Aleem, MD, DM (Neuro), FRCP (Glasgow), FANA, FAAN, ABC Hospital

Yagiz Altun, MD, PhD, Albert Einstein College of Medicine

Beau Ances, MD, PhD, Washington University in St. Louis

Zoe Arvanitakis, MD, MS, Rush University

Joachim Baehring, MD, DSc, FANA, Yale University

Francesca Bagnato, MD, PhD, Vanderbilt University Medical Center

Ece Bayram, MD, PhD, University of Colorado

Bruno Benitez, MD, Harvard Medical School/Beth Israel Deaconess Center

Kerstin Betterman, MD, PhD, FANA, FAAN, Penn State University,

Kriti Bhayana, MD, Cleveland Clinic

Rohini Bhole, MD, MS, FANA, FAAN, University of Virginia

Craig Blackstone, MD, PhD, FANA, Massachusetts General Hospital/ Harvard Medical School

Leah Blank, MD, MPH, Icahn School of Medicine at Mount Sinai

Devin Brown, MD, MS, University of Michigan

Seenaiah Byreddy, MD, Unity Point Clinic, University of Iowa

Don Cameron, BSc (HON), MD, FRCP(C), CSCN, FANA, FAHA, Dr. D. A. Cameron Inc.

S. Thomas Carmichael, MD, PhD, FANA, University of California, Los Angeles

Seemant Chaturvedi, MD, FANA, University of Maryland

I-Hweii Chen, MD, PhD, FANA, University of South Florida

Catherine Chu, MD, FANA, Massachusetts General Hospital

Salvador Cruz-Flores, MD, MA, MPH, FANA, Texas Tech University

Merit Cudkowicz, MD, MSC, FANA, Massachusetts General Hospital

Albert (Gus) Davis, MD, Washington University, St. Louis

Dhaval Desai, MD, MPH, Virginia Mason Franciscan Health

Oana Dumitrascu, MD, MSc, Mayo Clinic

Cheran Elangovan, MBBS, University of Tennessee Health Science Center

Christine Esper, MD, Emory School of Medicine

Xiang Fang, MD, PhD, University of Texas, Medical Branch

Shinsuke Fujioka, MD, FANA, Fukuoka University

Julio Furlan, MD, LLB, MBA, PhD, MSc, FRCPC, FAAN, FASIA, Toronto Rehabilitation Institute and University of Toronto

Otto Jesus Hernandez Fustes, MD, MSc, PhD, FANA, Universidade Federal do Paraná

Sam Gandy, MD, PhD, Icahn School of Medicine at Mount Sinai

Kartheek Ganta, MD, Cumberland Medical Group/Methodist Medical Center

Romergrgyko (Romer) Geocadin, MD, FANA, The Johns Hopkins University

Elizabeth Gerard, MD, FANA, Northwestern University

James Giles, MB ChB, PhD, Washington University in St. Louis

Ezequiel Gleichgerrcht, MD, PhD, Emory School of Medicine

Howard Goodkin, MD, PhD, University of Virginia

Rebecca Gottesman, MD PhD,
National Institutes of Health

David Greer, MD, MA, FANA, Boston
Medical Center

Andrea Gropman, MD, St. Jude's
Hospital

James Gugger, MD, PharmD,
University of Pennsylvania

Roy Hamilton, MD, MS, University of
Pennsylvania

Claire Henchcliffe, MD, DPhil,
University of California, Irvine

Nils Henninger, MD, PhD,
University of Massachusetts,
Chan Medical School

Donald Higgins, MD, FANA, FAAN,
National Center for Patient Safety

Chloe Hill, MD, MS, University of
Michigan

Jee Hoon, MD, PhD, FANA, Asan
Medical Center

Bo Hu, MD, PhD, Houston Methodist
Research Institute

Jerome Jeevarajan, MD, University
of Texas Health Science Center at
Houston

George Kannarkat, MD, PhD,
University of Pennsylvania

Ioannis Karakis, MD, PhD, MSc,
Emory University

Elias Karroum, MD, PhD, FANA, Uni-
versity of Virginia School of Medicine

Andrew Kayser, MD, PhD, FANA,
University of California, San
Francisco

Minjee Kim, MD, MS, Northwestern
University

Shivakrishna Kovi, MBBS, MD,
Unitypoint Health

Justin Kwan, MD, FANA, National
Institutes of Health/NINDS

Courtney Lane-Donovan, MD, PhD,
University of California, San
Francisco

Jin-Moo Lee, MD, PhD, FANA,
Washington University in St. Louis

Richard Leigh, MD, FANA, National
Institutes of Health

Frederick Lepore, MD, FANA,
Rutgers University

Michael Levin, MD, University of
Saskatchewan

Wilfreda Lindsey, MD, MS, Kennedy
Krieger Institute

Brenden Lucey, MD, FANA,
Washington University in St. Louis

Jessica Magid-Bernstein, MD, PhD,
Yale University School of Medicine

Mansoureh Mamarabadi, MD, Penn
State Health

Elisabeth Marsh, MD, The Johns
Hopkins University

Todd Masel, MD, FANA, University of
Texas Medical Branch

Farrah Mateen, MD, PhD,
Massachusetts General Hospital,
Harvard Medical School

Justin McArthur, MBBS, MPH, FAAN,
FANA, Johns Hopkins University

Daniela Maria Menichella, MD, PhD,
Northwestern University

Margherita Milone, MD, PhD, Mayo
Clinic

Shilpi Mittal, MD, MBA, Thomas
Jefferson University Hospital

Man Mohan Mehndiratta, MBBS,
MD, DM, Janakpuri Super Specialty
Hospital

Neil Nadkarni, MD, Stony Brook
University

P. Hande Ozdinler, PhD, FANA,
Northwestern University

Doug Ney, MD, University of
Colorado

Kevin O'Conner, MD, University of
Kentucky

Seniha Ozudogru, MD, University of
Pennsylvania

Nandhagopal Ramachandiran,
MBBS, DM, FRCP, FAAN, FANA, Sri
Venkateswara Institute of Medical
Sciences

Pazhani Ranganathan, MD, DM,
FRCP, FEBN, FEAN, FAAN, FANA, ML,
Pazhani Neuro Centre

Laura Ranum, MD, University of
Florida

John Richert, MD, Richert Partners
LLC

Nina Riggins, MD, PhD, FAAN, FAHS,
Brain Performance Center and
Research Institute

M. Elizabeth Ross, MD, PhD, FANA,
Weill Cornell Medicine

Bhaskar Roy, MBBS, MHS, Yale
School of Medicine

Wouter Schievink, MD, FANA,
Cedars Sinai Medical Center

Sonja Scholz, MD, PhD, National
Institutes of Health

Erica Schuyler, MD, FANA, Hartford
Healthcare/UConn

Duygu Selcen, MD, Mayo Clinic

Xin-Ming Shen, PhD, Mayo Clinic

Ludy Shih, MD, Boston University

Mithilesh Siddu, MD, Medical Col-
lege of Georgia at Augusta University

Lesli Skolarus, MD, MS,
Northwestern University

Christoph Stretz, MD, Brown
University

E. Tessa Hedley-Whyte, MD,
Massachusetts General Hospital,
Harvard Medical School

Dan Tong Jia, MD, Northwestern
University

Richa Tripathi, MD, MS, Emory
University

Raymond Turner, PhD, MD,
Georgetown University

William Tyor, MD, FANA, Emory
University

Dhanya Vijayakumar, MD,
University of Texas Medical Branch

Mark Wainwright, MD, PhD, Seattle
Children's Hospital

Yu Wang, MD, PhD, University of
Michigan

Letitia Weigand, PhD, National
Institutes of Health

Robert White, MD, PhD, Washington
University in St. Louis

Jon Williams, Do, PhD, Wright State
University

Allison Willis, MD, MS, University of
Pennsylvania

Mary Willis, MD, FANA, Cleveland
Clinic

Michael Wilson, MD, University of
California, San Francisco

Kellen Winden, MD, PhD, Boston
Children's Hospital

Daniel Winkel, MD, Emory School of
Medicine

Eric Wong, MD, MA, FANA, FAAN,
Rhode Island Hospital

Yohannes Woubishet
Woldeamanuel, MD, Mayo Clinic
Arizona

Tritia Yamasaki, MD, PhD,
University of Kentucky

Midori Yenari, MD, University of
California, San Francisco

Hsiangkuo Yuan, MD, PhD, Thomas
Jefferson University

W.K. Yung, MD, University of Texas
MD Anderson Cancer Center

OFFICERS

M. Elizabeth Ross, MD, PhD, FANA

President
2023–2025
Weill Cornell Medicine

Dimitri Krainc, MD, PhD, FANA

President-Elect
2023–2025
Northwestern University

Elisabeth Marsh, MD, FANA

Vice President
2024–2026
Johns Hopkins University

Frances E. Jensen, MD, FACP, FANA

Past President
2023–2025
University of Pennsylvania

Clifford Saper, MD, PhD, FANA

Treasurer
2023–2026
*Beth Israel Deaconess Medical Center/
Harvard Medical School*

Lesli Skolarus, MD, MS, FANA

Secretary
2023–2025
Northwestern University

DIRECTORS

Beau Ances, MD, PhD, MSc, FANA

2023–2026
Washington University in St. Louis

Devin Brown, MD, MS, FANA

2022–2025
University of Michigan

Merit Cudkowicz, MD, MSc, FANA

2024–2027
Massachusetts General Hospital

Salvador Cruz-Flores, MD, MPH, FANA

2022–2025
Texas Tech University

Howard Goodkin, MD, PhD, FANA

2023–2026
University of Virginia

Roy Hamilton, MD, MS, FANA

2023–2026
University of Pennsylvania

Claire Henchcliffe, MD, DPhil, FANA

2024–2027
University of California, Irvine

Jin-Moo Lee, MD, PhD, FANA

2024–2027
Washington University in St. Louis

Rajiv Ratan, MD, PhD, FANA

2022–2025
Burke Neurological Institute

Caroline Tanner, MD, PhD, FANA

2023–2026
University of California, San Francisco

EX-OFFICIO

Ahmet Hoke, MD, FANA

2022–2026
Johns Hopkins University

Wilfreda Lindsey, MD, MS

2024–2025
Kennedy Krieger Institute

Kenneth Tyler, MD, FANA

2022–2025
University of Colorado

ANNUAL MEETING PROGRAMMING (AMP) COMMITTEE

CHAIR

Allison Willis, MD, MS, FANA

2023–2025

University of Pennsylvania

VICE-CHAIR

Tom Carmichael, MD, PhD, FANA

2024–2025

University of California, Los Angeles

Allen Aksamit, MD, FANA

2023–2026

Mayo Clinic, Rochester, MN

Beau Ances, MD, PhD, MSc, FANA

2021–2027

Washington University in St. Louis

Francesca Bagnato, MD, PhD

2024–2027

Vanderbilt University Medical Center

Rohini Bhole, MD, PhD, FANA

2023–2026

University of Virginia

Andrea Gropman, MD, FANA

2024–2027

St. Jude Children's Hospital, Memphis, TN

Rafael Llinas, MD, FANA

2023–2026

Johns Hopkins University

Brendan Lucey, MD

2023–2026

Washington University School of Medicine

Daniela Maria Menichella, MD, PhD, FANA

2023–2026

Northwestern University

Margherita Milone, MD, PhD, FANA

2024–2027

Mayo Clinic, Rochester, MN

Laura Ranum, PhD, FANA

2023–2026

University of Florida

Elizabeth Gerard, MD, FANA

2024–2028

Northwestern University

Howard Goodkin, MD, PhD, FANA

2021–2025

University of Virginia

Alexandra Nelson, MD, PhD

2024–2026

University of California, San Francisco

EX-OFFICIO

Jayant Acharya, MD, DM, FANA

2024–2026

Southern Illinois University School of Medicine

EX-OFFICIO

Frances Jensen, MD, FACP, FANA

2019–2025

University of Pennsylvania

EX-OFFICIO

M. Elizabeth Ross, MD, PhD, FANA

2020–2027

Weill Cornell Medicine

EX-OFFICIO

Letitia "Tish" Weigand, PhD

National Institute of Neurological Disorders and Stroke

EX-OFFICIO

Craig Blackstone, MD, PhD, FANA

2024–2026

Massachusetts General Hospital

EX-OFFICIO

Mark Wainwright, MD, PhD, FANA

2024–2026

Seattle Children's Hospital

AWARDS COMMITTEE

Laurie Gutmann, MD, FANA, Chair

Indiana University

Richard Mayeux, MD, MSc, FANA, Vice-Chair

Columbia University

Carmel Armon, MD, MSc, MHS, FANA

Loma Linda University Health, California

Cassie Mitchell, PhD

Georgia Institute of Technology

Amanda Peltier, MD, MS, FANA

Vanderbilt University Medical Center

Veeresh Shivamurthy, MD

Trinity Health of New England

Bhavesh Trikamji, MD

University of California Riverside School of Medicine

Richa Tripathi, MD

Emory University

Amanda Brown, PhD, FANA

Johns Hopkins University School of Medicine

Beau Ances, MD, PhD, MSc, FANA

Washington University in St. Louis

PROFESSIONAL DEVELOPMENT WORKSHOPS SUBCOMMITTEE

CHAIR

Jayant Acharya, MD, DM, FANA

2024–2026

Southern Illinois University School of Medicine

Katherine Carroll, MD

2023–2026

Northwestern University

Jennifer Orthman-Murphy, MD, PhD

2024–2027

University of Pennsylvania

Erica Schuyler, MD, FANA

2024–2027

Hartford Healthcare/UCONN

Kelly Sloane, MD

2022–2025

University of Pennsylvania

Michael Wilson, MD, MAS, FANA

2022–2025

University of California, San Francisco

Midori Yenari, MD, FANA

2023–2026

University of California, San Francisco

ANA BOARD LIAISON

Merit Cudkowicz, MD, MSc, FANA

2024–2027

Massachusetts General Hospital

INTERACTIVE LUNCH WORKSHOP SUBCOMMITTEE

CHAIR

Mark Wainwright, MD, PhD, FANA

2024–2026

Seattle Children's Hospital

Albert "Gus" Davis, MD, PhD

2023–2026

Washington University in St. Louis

James Gugger, MD, PharmD

2022–2025

University of Pennsylvania

Amanda Jagolino-Cole, MD

2023–2026

McGovern Medical School at the University of Texas Health Science Center at Houston

Andrew Kayser, MD, PhD

2022–2025

University of California, San Francisco

Seniha Ozudogru, MD

2024–2027

University of Pennsylvania

Andrea Schneider, MD, PhD

2022–2025

University of Pennsylvania

Richa Tripathi, MD

2022–2025

Emory University

Eric Wong, MD

2022–2025

Rhode Island Hospital

ANA BOARD LIAISON

Lesli Skolarus, MD, MS, FANA

2023–2025

Northwestern University

LOCAL ARRANGEMENTS SUBCOMMITTEE

CHAIR

Justin McArthur, MBBS, MPH, FANA

2024–2025

Johns Hopkins University

MEMBER

Seemant Chaturvedi, MD, FANA

2024–2025

University of Maryland

Rick Haganir, PhD

2024–2025

National Institute of Neurological Disorders and Stroke

Walter Koroshetz, MD, FANA

2024–2025

National Institute of Neurological Disorders and Stroke

Avindra Nath, MD, FANA

2024–2025

National Institute of Neurological Disorders and Stroke

George Uhl, MD

2024–2025

University of Maryland School of Medicine

INNOVATION/DEVELOPMENT/ ENGAGEMENT/ACCESS TO SCIENCE (IDEAS) COMMITTEE

CO-CHAIR

Amanda Brown, PhD, FANA

2023–2025

Johns Hopkins University of Medicine

CO-CHAIR

Nerissa Ko, MD, MAS, FANA

2023–2025

University of California, San Francisco

VICE CO-CHAIR

Mihir Kakara, MD PhD

2024–2025

NYU Langone

VICE CO-CHAIR

Mwiza Ushe, MD, MA

2024–2025

Washington University in St. Louis

Chantale Branson, MD

2022–2025

Morehouse School of Medicine

Frank Conyers, MD, MPP

2022–2025

University of Michigan

Kimystian Harrison, MD

2024–2027

Washington University in St. Louis

May Kim-Tenser, MD

2022–2025

Keck Medical Center of USC

Uma Menon, MD, MBA (HC), FANA

2021–2024

Ochsner Medical Center

Sima Patel, MD

2023–2026

University of Minnesota

Vidith Phillips, MBBS

2024–2027

Johns Hopkins University School of Medicine

Maisha Robinson, MD

2022–2025

Mayo Clinic, Jacksonville, FL

Kiran Thakur, MD, FANA

2024–2027

Columbia University Irving Medical Center

Alejandro Vargas, MD, MS

2024–2027

Rush Medical College

ANA BOARD LIAISON

Devin Brown, MD, MS, FANA

2023–2025

University of Michigan

EX-OFFICIO

Frances E. Jensen, MD, FANA

2021–2025

University of Pennsylvania

EX-OFFICIO

Dimitri Krainc, MD, PhD, FANA

2023–2029

Northwestern University

EX-OFFICIO

M. Elizabeth Ross, MD, PhD, FANA

2021–2026

Weill Cornell Medicine